Recent Advances in Controls Research for Smart Energy Systems

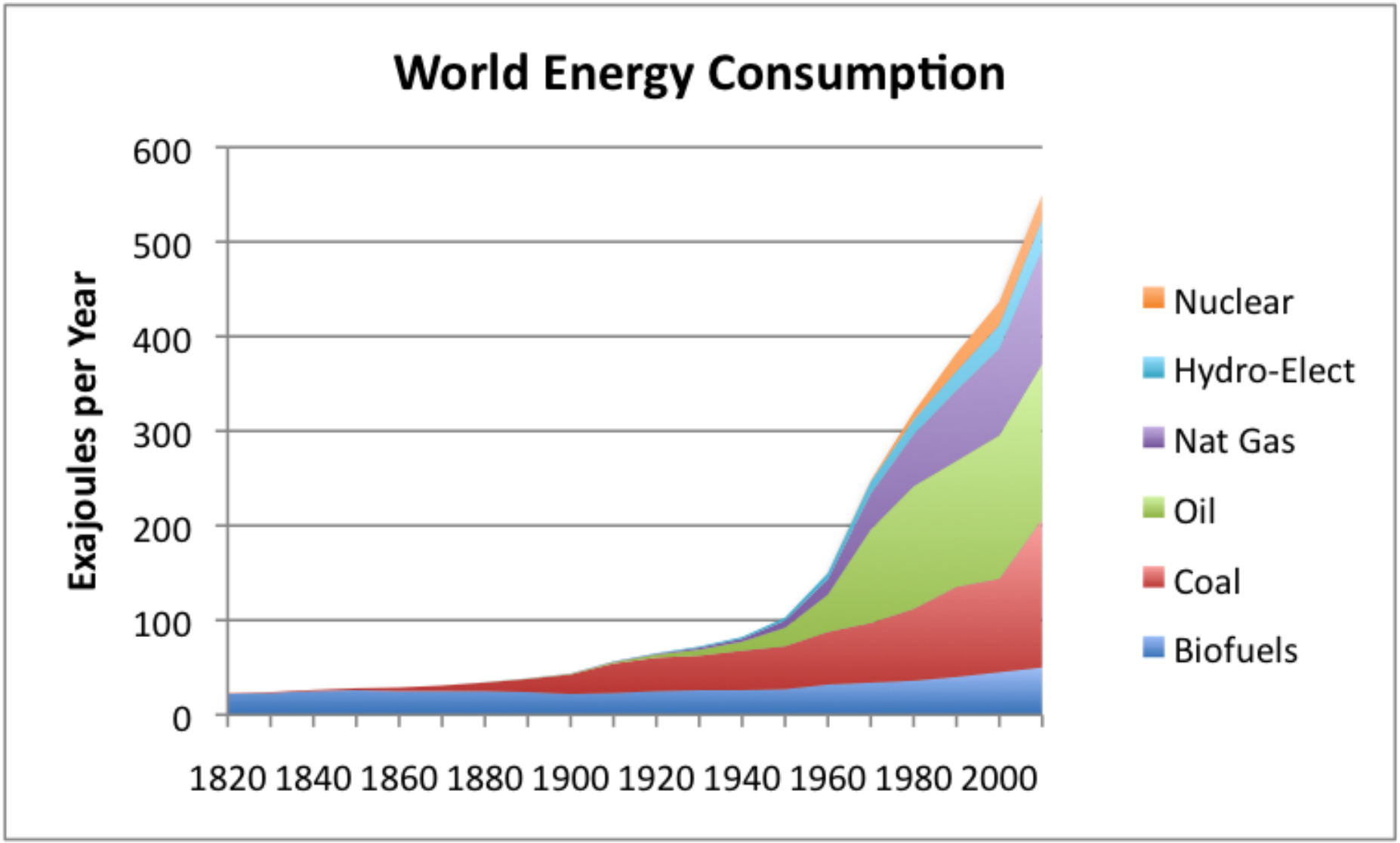
Scott Moura, Ph.D.

UC President's Postdoctoral Fellow
Cymer Center for Control Systems and Dynamics
UC San Diego

January 10, 2013







Vaclav Smil Estimates from Energy Transitions

A New Energy Infrastructure

2013 CA Efficient Building Standards:

- PV-ready rooftops
- Adaptive lighting and HVAC, demand response-ready

A New Energy Infrastructure

2013 CA Efficient Building Standards:

- PV-ready rooftops
- Adaptive lighting and HVAC, demand response-ready

White House Energy Initiatives:

- Green Button
- SunShot, EV Everywhere

A New Energy Infrastructure

2013 CA Efficient Building Standards:

- PV-ready rooftops
- Adaptive lighting and HVAC, demand response-ready

White House Energy Initiatives:

- Green Button
- SunShot, EV Everywhere

Regulatory Targets:

- CA: 33% renewables by 2020 (14.5% in 2011)
- US: 20% wind penetration by 2030 (3% in 2011)
- Denmark: 50% wind penetration by 2025

A New Energy Infrastructure

2013 CA Efficient Building Standards:

- PV-ready rooftops
- Adaptive lighting and HVAC, demand response-ready

White House Energy Initiatives:

- Green Button
- SunShot, EV Everywhere

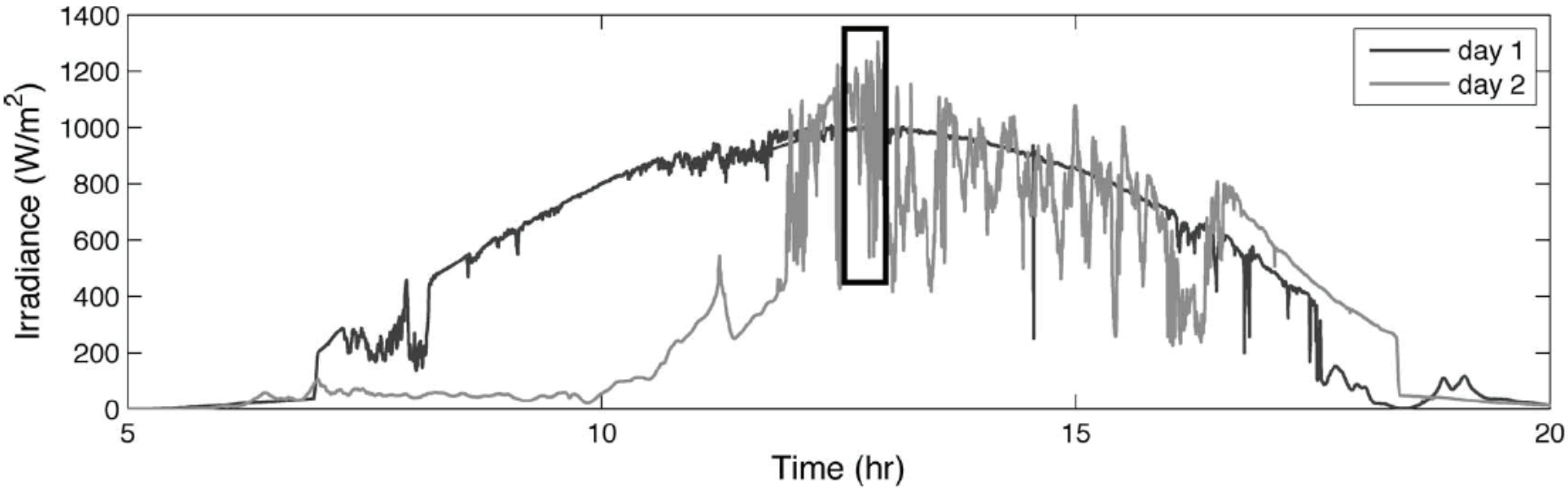
Regulatory Targets:

- CA: 33% renewables by 2020 (14.5% in 2011)
- US: 20% wind penetration by 2030 (3% in 2011)
- Denmark: 50% wind penetration by 2025

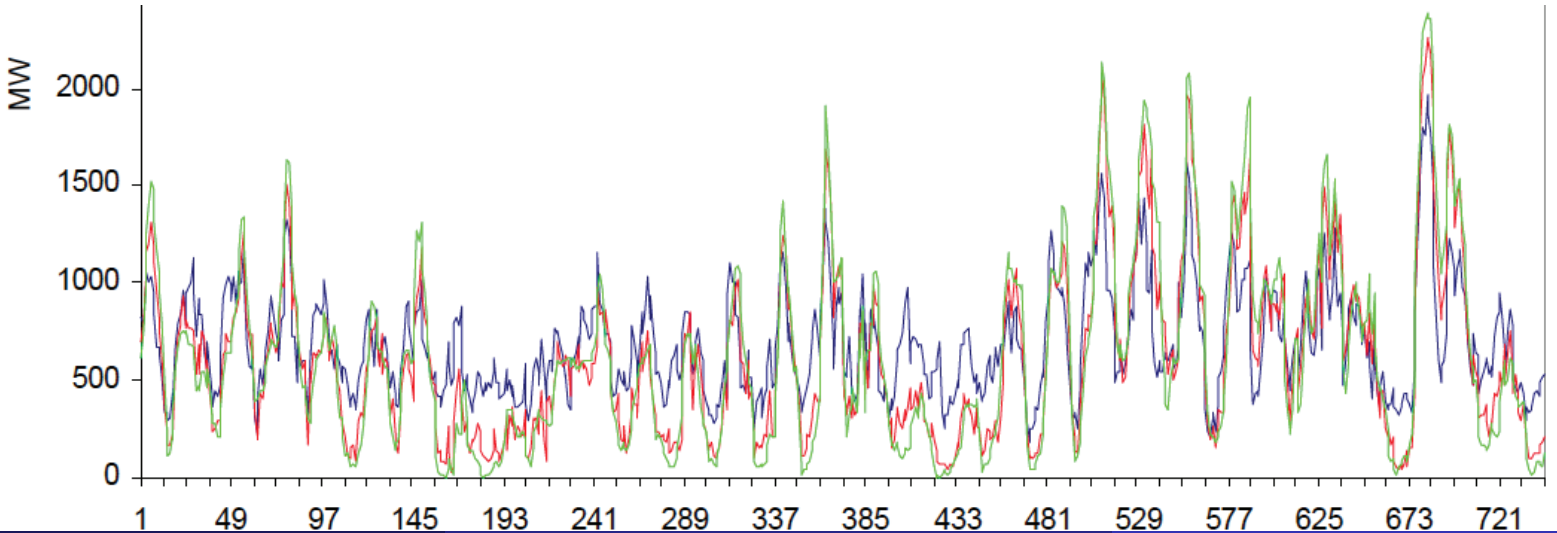
How will we meet these aggressive targets?

Renewables are Variable

Solar Data: Brunton, Rowley, Kulkarni, Clarkson, IEEE TIE, 2010



Wind Data: NYSERDA Wind Forecasts, Aug 2001



Integrating Renewables

Grid requires 4 GW of additional ancillary services to maintain stability
Traditional A/S provided by thermal generation, i.e. fossil fuels

Integrating Renewables

Grid requires 4 GW of additional ancillary services to maintain stability
Traditional A/S provided by thermal generation, i.e. fossil fuels

Alternatives?

- Install energy storage
- Demand response

Integrating Renewables

Grid requires 4 GW of additional ancillary services to maintain stability
Traditional A/S provided by thermal generation, i.e. fossil fuels

Alternatives?

- Install energy storage
- Demand response

TCLs comprise 50% of electricity consumption in the US

Source: Energy Information Administration, "Residential energy consumption survey," US DOE, Tech. Rep., 2001.

"Only 11% of thermostats are programmed." - EPA via Matt Rogers

Integrating Renewables

Grid requires 4 GW of additional ancillary services to maintain stability
Traditional A/S provided by thermal generation, i.e. fossil fuels

Alternatives?

- Install energy storage
- Demand response

TCLs comprise 50% of electricity consumption in the US

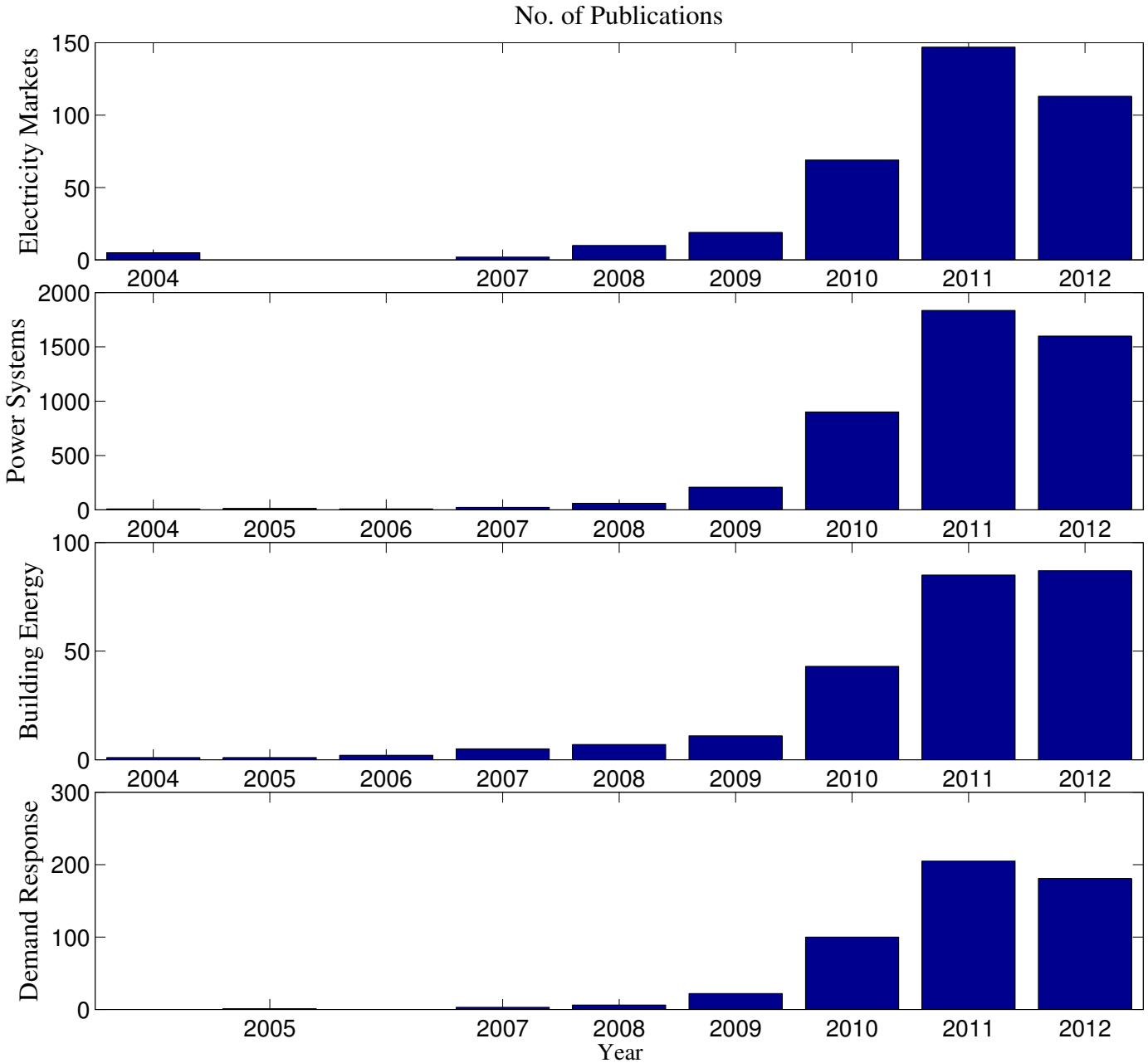
Source: Energy Information Administration, "Residential energy consumption survey," US DOE, Tech. Rep., 2001.

"Only 11% of thermostats are programmed." - EPA via Matt Rogers

Four Dimensions of Smart Grids

Electricity Markets | Power Systems | Building Energy | Demand Response

Hot Research Topics in "Smart Grids"



Some Top Researchers in our Community

incomplete...

Electricity Markets	Annaswamy [MIT], Bitar [Cornell], Dahleh [MIT], Meyn [Florida], Poolla [UC Berkeley]
Power Systems	Bullo [UCSB], Chakrabortty [NCSU], Dominguez-Garcia [Illinois], Hiskens [Michigan], Low [Caltech]
Building Energy Systems	Alleyne [Illinois], Borrelli [UC Berkeley], Hencey [Cornell], Mezic [UCSB], Morari [ETH Zurich]
Demand Response	Auslander [UC Berkeley], Callaway [UC Berkeley], Fathy [Penn State], Ilić [CMU], Zhang [Ohio State]

Demand Response via Thermostatically Controlled Loads

Punch Line

Flexible loads can absorb variability in renewable generation

Punch Line

Flexible loads can absorb variability in renewable generation

Flexible loads

- TCLs, e.g. HVAC, water heaters
- Dispatchable loads, e.g. EVs, appliances

Punch Line

Flexible loads can absorb variability in renewable generation

Flexible loads

- TCLs, e.g. HVAC, water heaters
- Dispatchable loads, e.g. EVs, appliances

Value to stakeholders

Player	Value
Flexible Loads	discounted electricity price
Utilities	better forecasting
Aggregator	minimize operating costs
Renewable Generators	firming variable power
System Operator	displacing reserve capacity

Punch Line

Flexible loads can absorb variability in renewable generation

Flexible loads

- TCLs, e.g. HVAC, water heaters
- Dispatchable loads, e.g. EVs, appliances

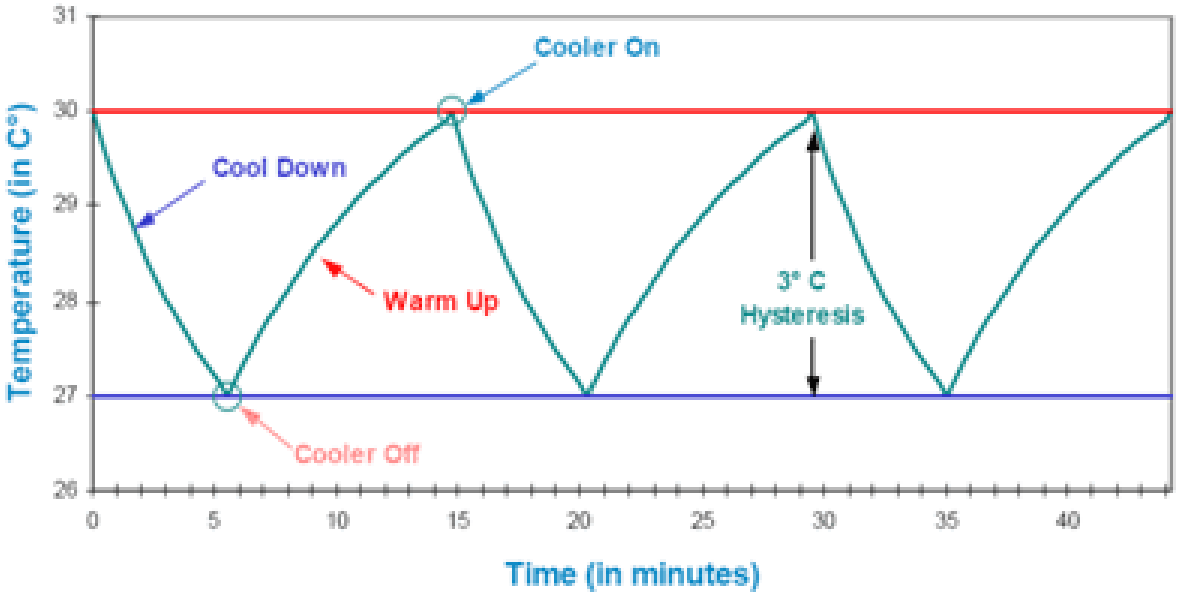
Value to stakeholders

Player	Value
Flexible Loads	discounted electricity price
Utilities	better forecasting
Aggregator	minimize operating costs
Renewable Generators	firming variable power
System Operator	displacing reserve capacity

Problem Statement

How to exploit load flexibility to track renewable generation?

Modeling TCLs



$$\dot{T}_i(t) = \frac{1}{R_i C_i}\left[T_\infty - T_i(t) - s_i(t) R_i P_i\right], \quad i = 1, 2, \ldots, N$$

$$s_i(t) = \begin{cases} 0 & \text{if } s_i(t^-) = 1 \wedge T_i(t) \leq T_{\min,i} \\ 1 & \text{if } s_i(t^-) = 0 \wedge T_i(t) \geq T_{\max,i} \\ s_i(t^-) & \text{otherwise} \end{cases}$$

$$P(t) = \sum_i^N \frac{1}{\eta_i} P_i s_i(t)$$

Modeling Aggregated TCLs

Main Idea: Convert 1000+ hybrid ODEs into two coupled linear PDEs

Modeling Aggregated TCLs

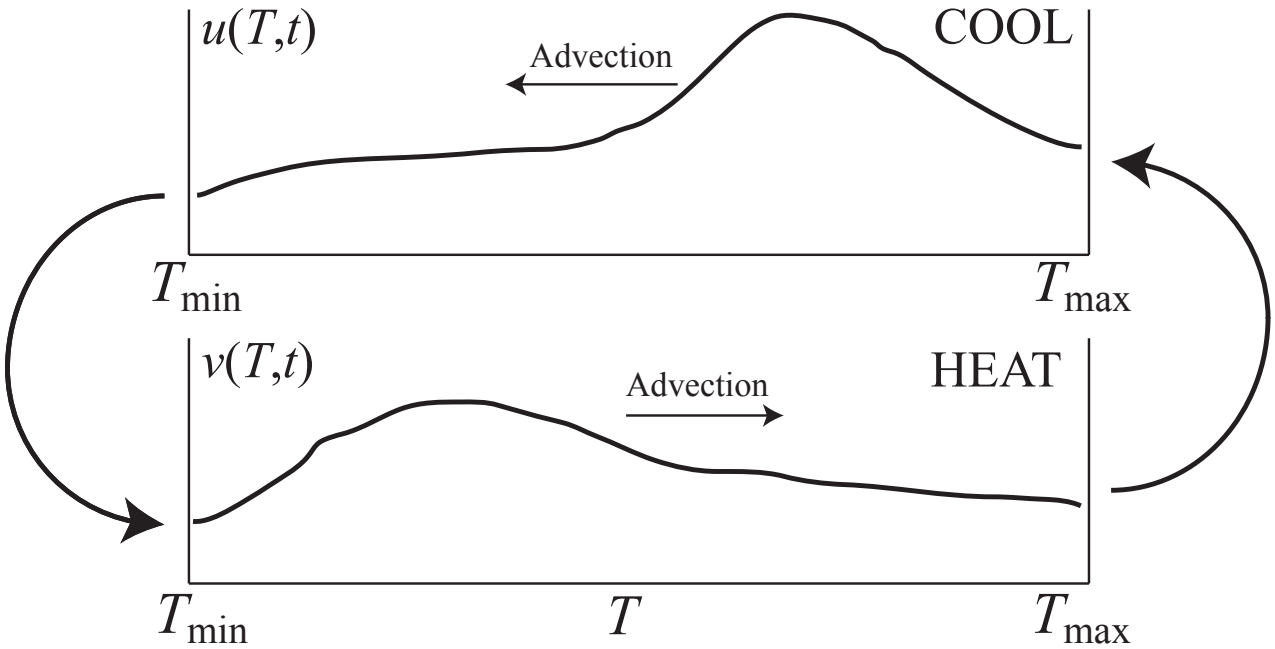
Main Idea: Convert 1000+ hybrid ODEs into two coupled linear PDEs

$u(T,t)$	# TCLs / °C, in COOL state, @ temp T, time t
$v(T,t)$	# TCLs / °C, in HEAT state, @ temp T, time t

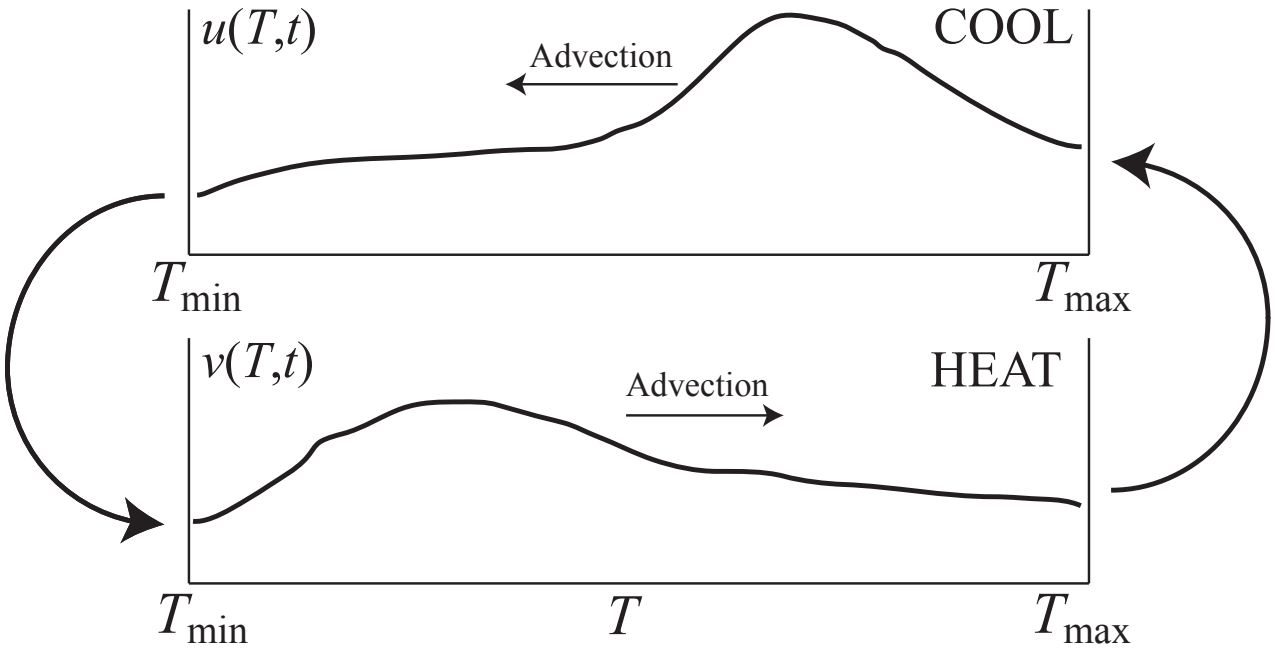
Modeling Aggregated TCLs

Main Idea: Convert 1000+ hybrid ODEs into two coupled linear PDEs

$u(T,t)$	# TCLs / °C, in COOL state, @ temp T, time t
$v(T,t)$	# TCLs / °C, in HEAT state, @ temp T, time t



Modeling Aggregated TCLs



$$u_t(T,t) = \alpha\lambda(T)u_T(T,t) + \alpha u(T,t)$$

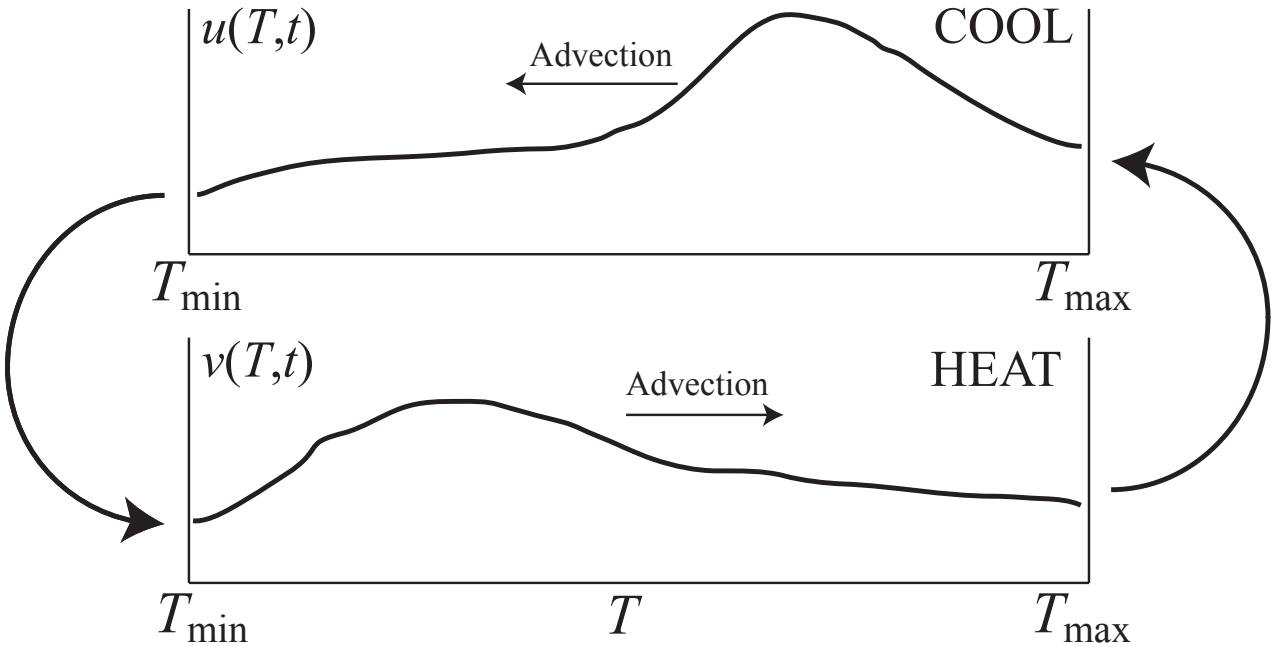
$$v_t(T,t) = -\alpha\mu(T)v_T(T,t) + \alpha v(T,t)$$

$$u(T_{\max},t) = q_1 v(T_{\max},t)$$

$$v(T_{\min},t) = q_2 u(T_{\min},t)$$

$$P(t) = \frac{1}{\eta}\int_{T_{\min}}^{T_{\max}} u(T,t)dT$$

Modeling Aggregated TCLs



$$u_t(T,t) = \alpha\lambda(T)u_T(T,t) + \alpha u(T,t)$$

$$v_t(T,t) = -\alpha\mu(T)v_T(T,t) + \alpha v(T,t)$$

$$u(T_{\max},t) = q_1 v(T_{\max},t)$$

$$v(T_{\min},t) = q_2 u(T_{\min},t)$$

$$P(t) = \frac{1}{\eta}\int_{T_{\min}}^{T_{\max}} u(T,t)dT$$

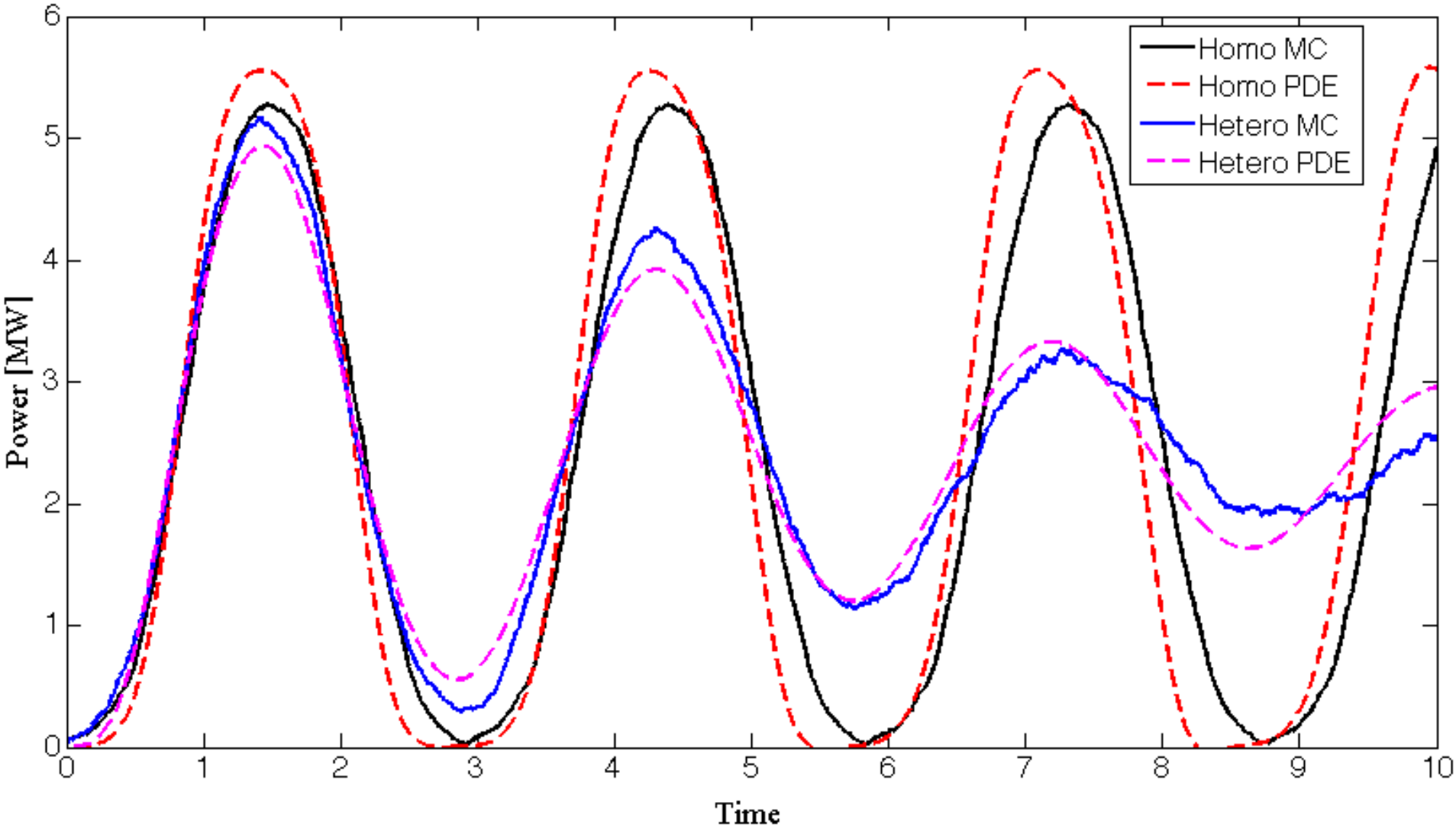
Remark: Assumes homogeneous populations

Modeling Heterogeneous Aggregated TCLs

Reality: TCL populations are heterogeneous
e.g. variable heat capacity, power, deadband sizes

$$
\begin{aligned}
u_t(T,t) &= \alpha\lambda(T)u_T(T,t) + \alpha u(T,t) + \beta u_{TT}(T,t) \\
v_t(T,t) &= -\alpha\mu(T)v_T(T,t) + \alpha v(T,t) + \beta v_{TT}(T,t) \\
u(T_{\max},t) &= q_1 v(T_{\max},t), \qquad u_T(T_{\max},t) = -v_T(T_{\max},t) \\
v(T_{\min},t) &= q_2 u(T_{\min},t), \qquad v_T(T_{\min},t) = -u_T(T_{\min},t)
\end{aligned}
$$

Model Comparison



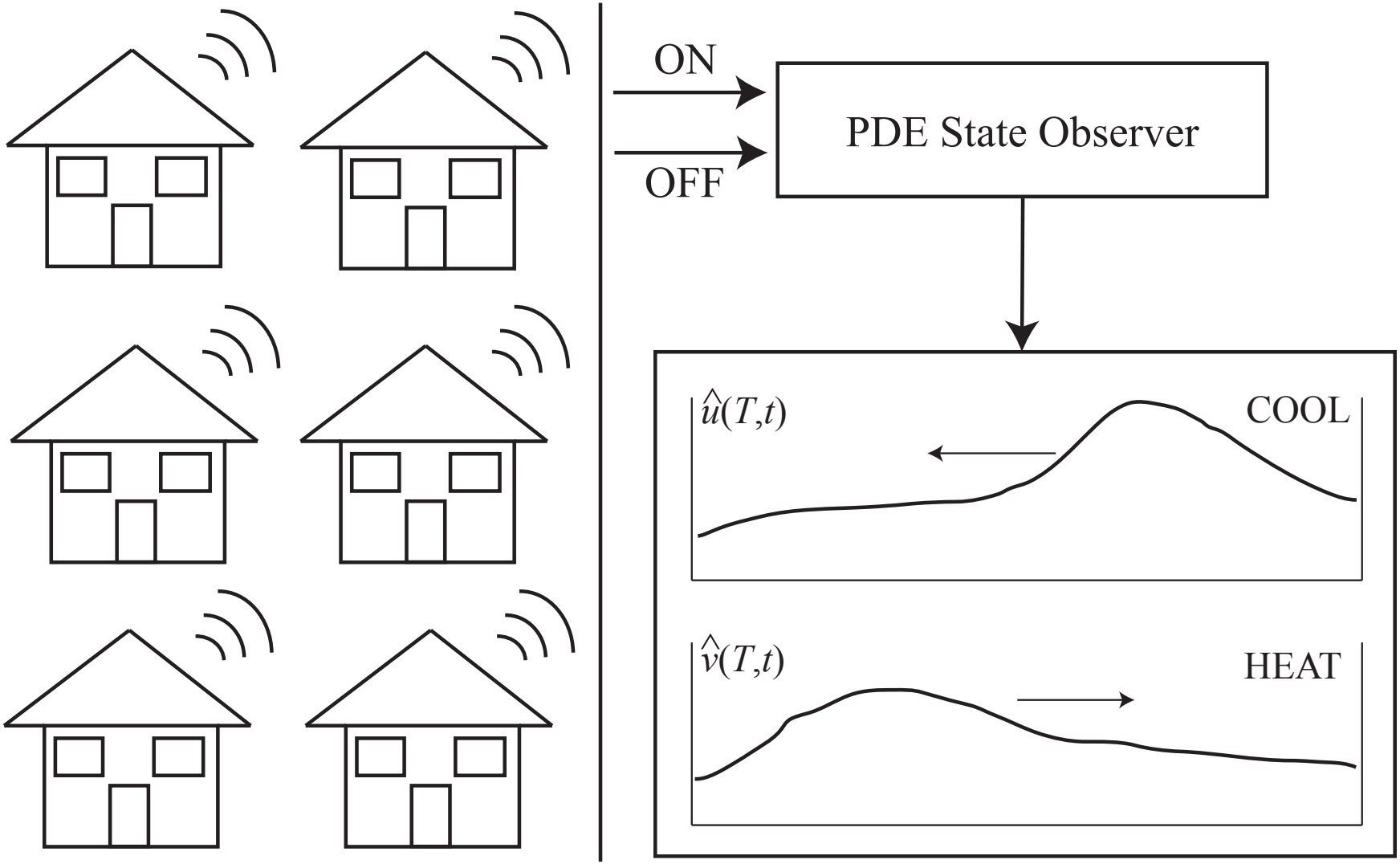
Monitoring w/ Minimal Communication

Leveraging Physics and Estimation Theory

Reconstruct $u(T,t), v(T,t)$	Monitor aggregate temperature dynamics
Measure $u(T_{\max},t), v(T_{\min},t)$ only	Receive ON/OFF signal only

Monitoring w/ Minimal Communication

Leveraging Physics and Estimation Theory



Control Options

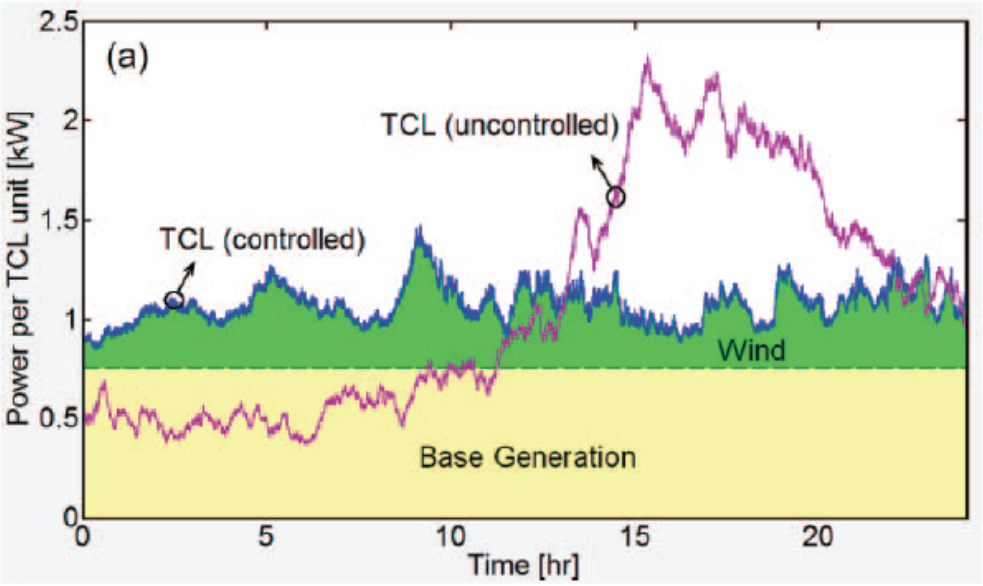
Price Signals

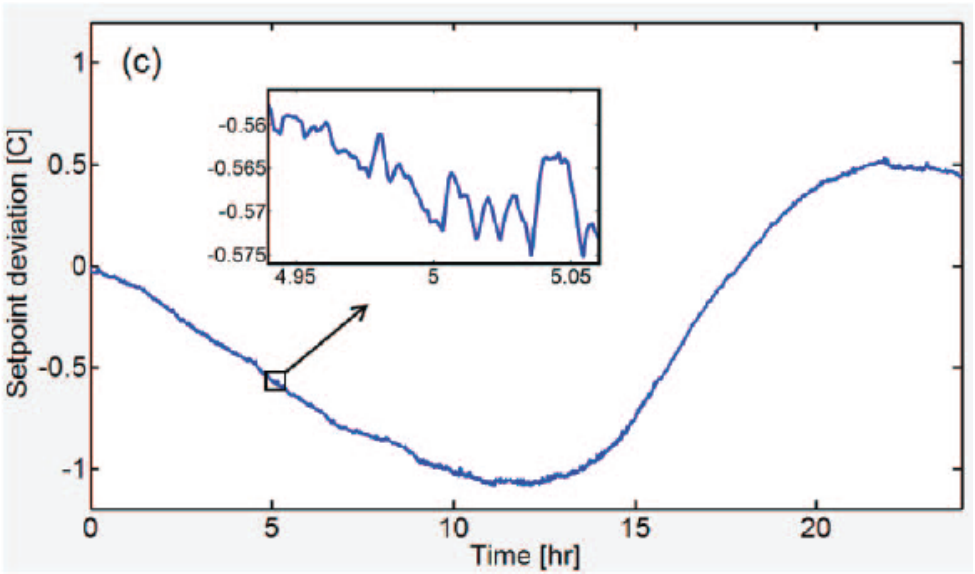
Direct Load Control

- Temperature setpoint
- Temperature deadband
- Direct switching

Wind Power Tracking

Bashash & Fathy, IEEE TCST, 2011





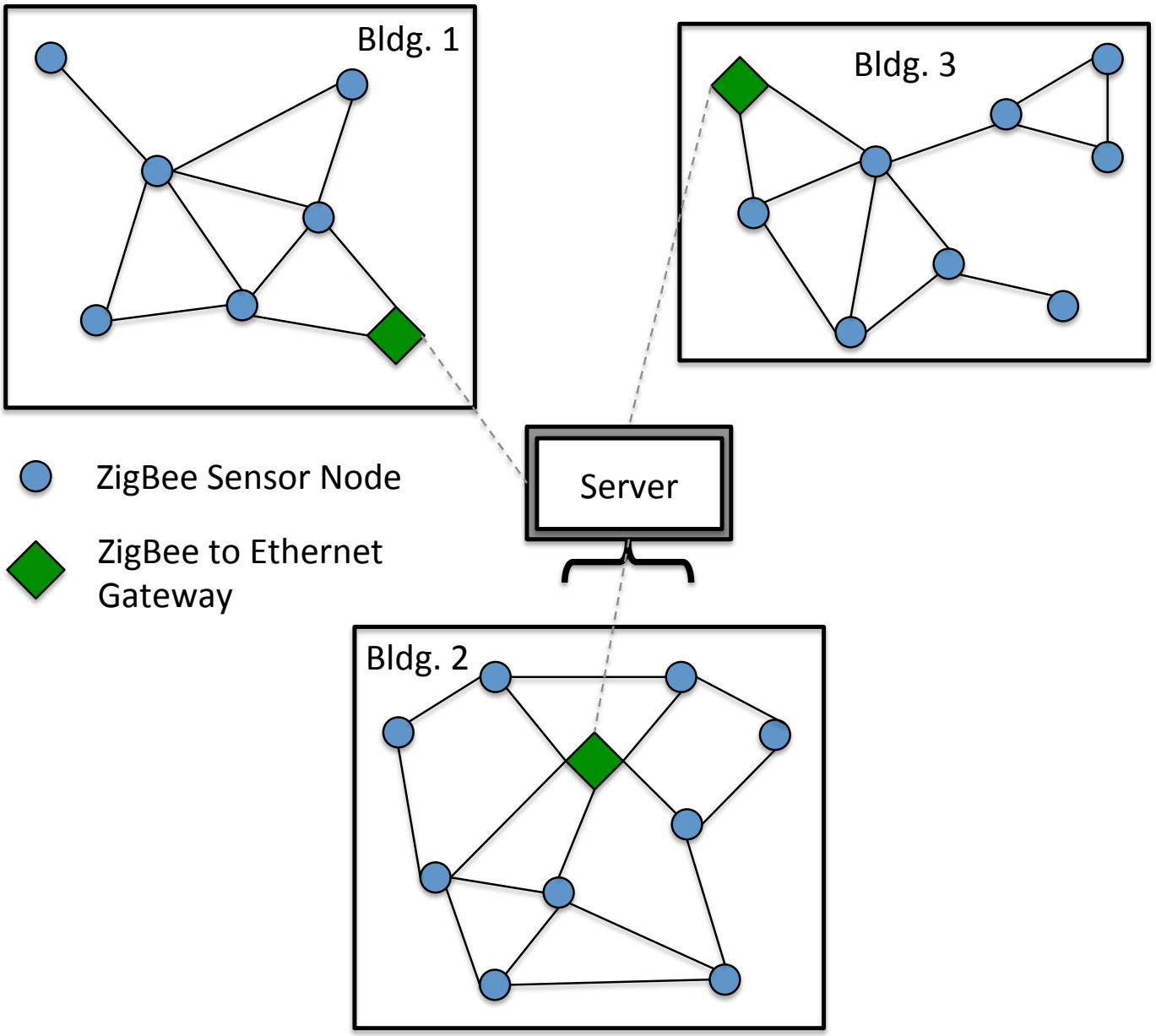
- 1000 TCLs, 10.5 MW wind
- Tracking Error $< 1\%$
- Setpoint changes $\approx \pm 1^{\circ}C$

Future

UCSD Campus - A Demand Response Laboratory



Future: TCL Wireless Sensor Network



Project Summary

Year 1: Estimation

- Finalize wireless sensor node design
- Test 5-node micro-network
- Deploy 100-node network
- Verify estimation algorithms

Year 2: Control

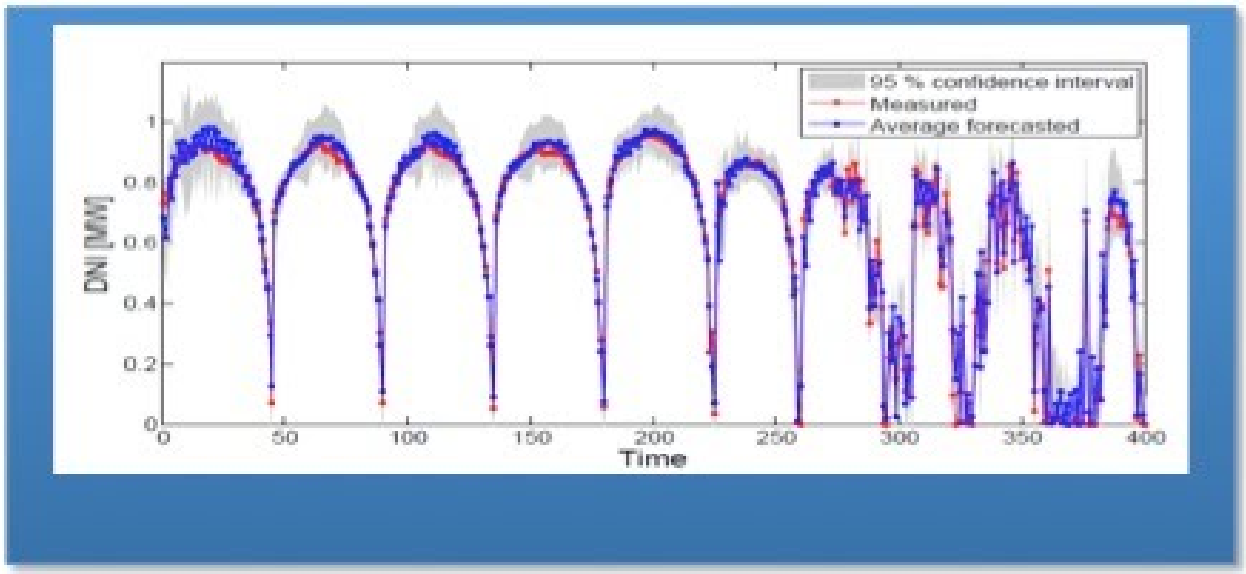
- Design control theory
- Finalize actuation architecture
- Verify control algorithms

Solar Forecasting




Carlos Coimbra
Associate Professor
Solar Forecast Engine Lab





Leadership @ UCSD



Byron Washom
Director of Strategic Energy Initiatives
@UCSDEnergy

Miroslav Krstic
Associate Vice Chancellor for Research
Director of Cymer Center
for Control Systems and Dynamics





John Dilliott
Campus Energy and Utilities Director

Discussion

- Value of research for Nest Labs
- Consultation on “sanitized” technical issues
- Bilateral transfer of knowledge

Acknowledgements:
Prof. Jan Bendsten, Aalborg University, Denmark
Victor Ruiz, UCSD

Thanks for your attention!
Questions?

Publications available at
http://flyingv.ucsd.edu/smoura/


Collaboration with Nest Labs

- Letter of Support for Energy Innovations Small Grant Program (Due Feb 5)
- Bilateral knowledge transfer
- Support as opportunities emerge

Open Problems in Energy Storage and Control

Battery Management Systems

- Modeling & Identification
- SOC/SOH Estimation
- Constrained Control
- ...




Open Problems in Energy Storage and Control

Battery Management Systems

- Modeling & Identification
- SOC/SOH Estimation
- Constrained Control
- ...

Energy Storage in Smart Grid

- Modeling & Design
- Hierarchical Control Framework
- Renewables
- ...

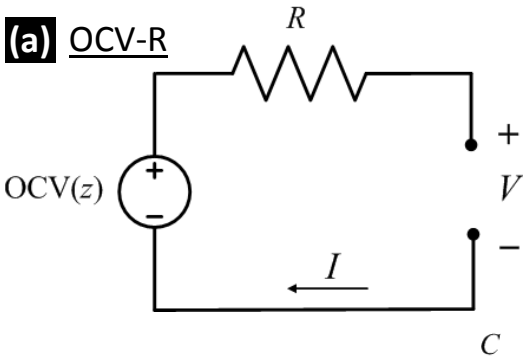




Battery Models

Equivalent Circuit Model

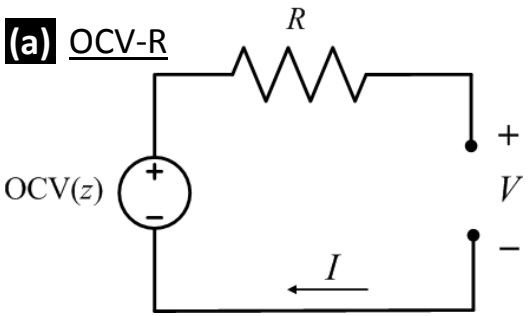
(a) OCV-R



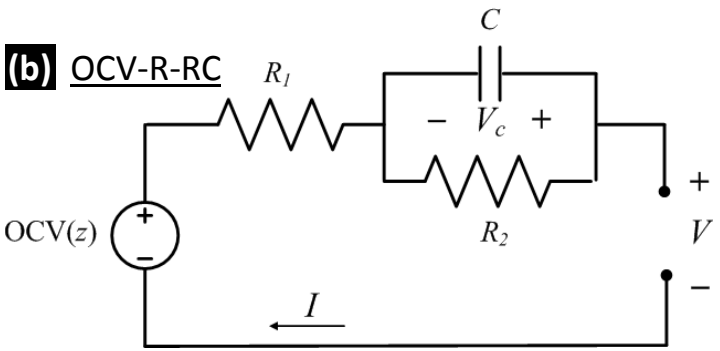
Battery Models

Equivalent Circuit Model

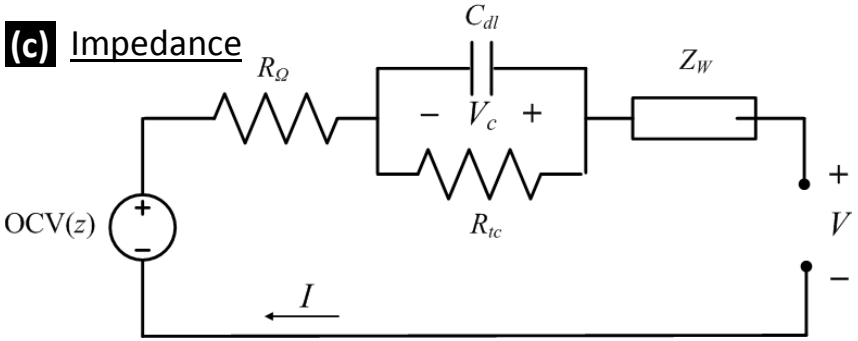
(a) OCV-R



(b) OCV-R-RC

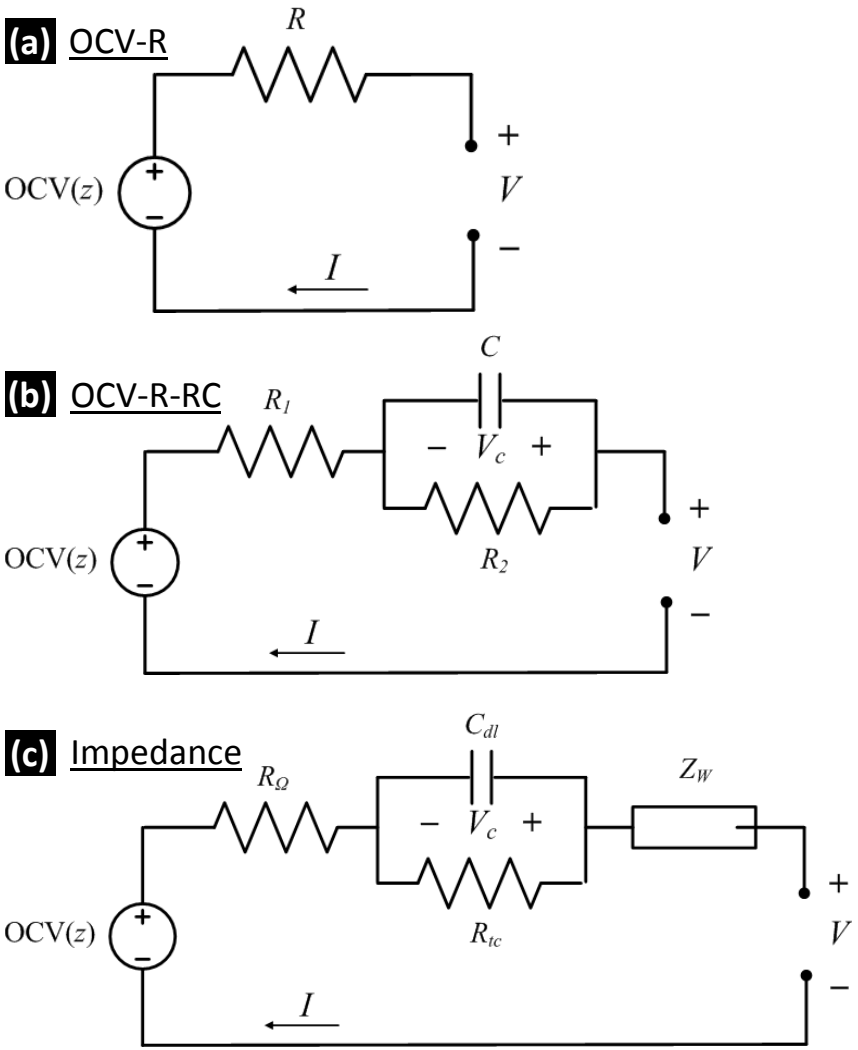


(c) Impedance

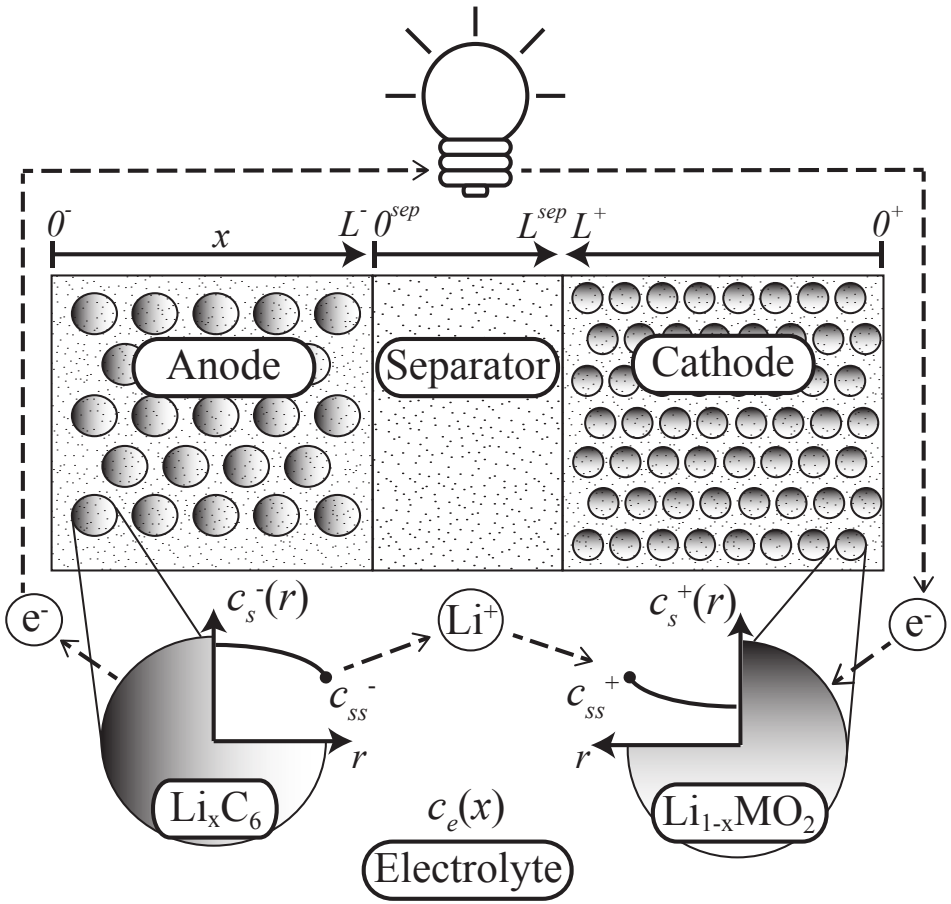


Battery Models

Equivalent Circuit Model

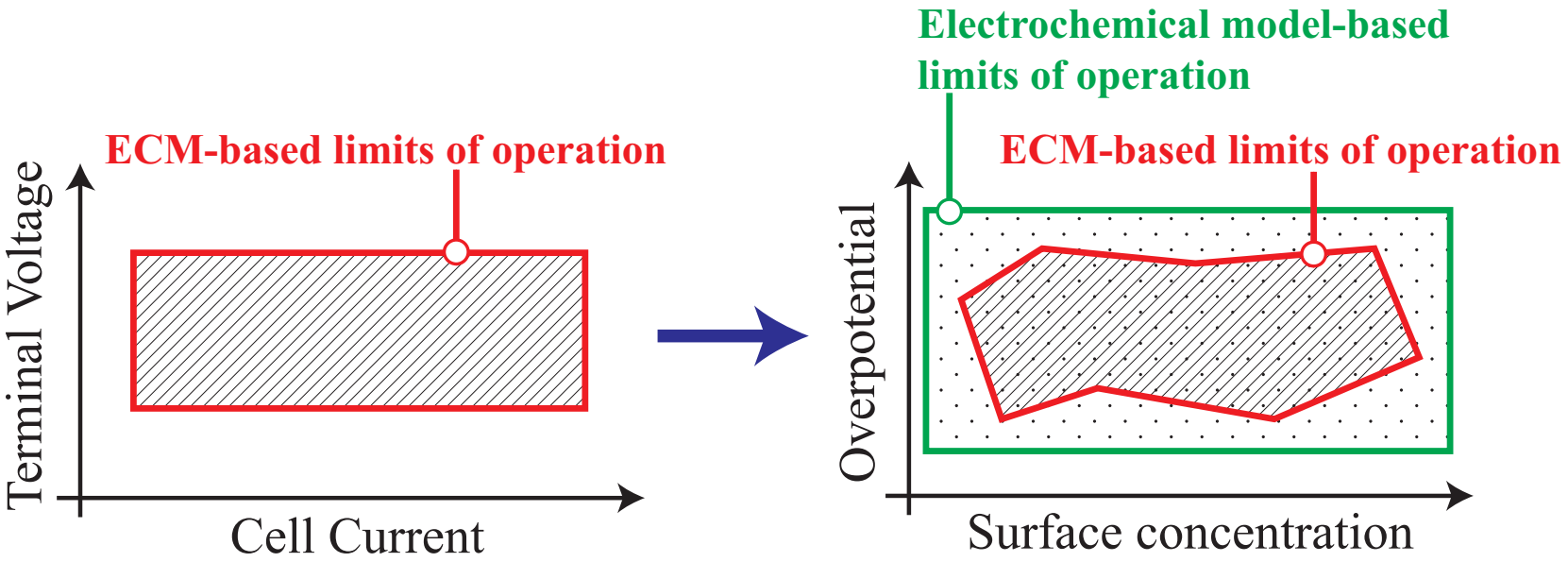


Electrochemical Model





Operate Batteries at their Physical Limits



Electrochemical Model Equations


well, some of them

Description	**Equation**
Solid phase Li concentration	$\frac{\partial c_s^{\pm}}{\partial t}(x,r,t) = \frac{1}{r^2}\frac{\partial}{\partial r}\left[D_s^{\pm} r^2 \frac{\partial c_s^{\pm}}{\partial r}(x,r,t)\right]$
Electrolyte Li concentration	$\varepsilon_e \frac{\partial c_e}{\partial t}(x,t) = \frac{\partial}{\partial x}\left[\varepsilon_e D_e \frac{\partial c_e}{\partial x}(x,t) + \frac{1-t_c^0}{F} i_e^{\pm}(x,t)\right]$
Solid potential	$\frac{\partial \phi_s^{\pm}}{\partial x}(x,t) = \frac{i_e^{\pm}(x,t) - I(t)}{\sigma^{\pm}}$
Electrolyte potential	$\frac{\partial \phi_e}{\partial x}(x,t) = -\frac{i_e^{\pm}(x,t)}{\kappa} + \frac{2RT}{F}(1-t_c^0)\left(1 + \frac{d\ln f_{c/a}}{d\ln c_e}(x,t)\right)\frac{\partial \ln c_e}{\partial x}(x,t)$
Electrolyte ionic current	$\frac{\partial i_e^{\pm}}{\partial x}(x,t) = a_s F j_n^{\pm}(x,t)$
Molar flux btw phases	$j_n^{\pm}(x,t) = \frac{1}{F} i_0^{\pm}(x,t)\left[e^{\frac{\alpha_a F}{RT}\eta^{\pm}(x,t)} - e^{-\frac{\alpha_c F}{RT}\eta^{\pm}(x,t)}\right]$
Temperature	$\rho c_P \frac{dT}{dt}(t) = h\left[T^0(t) - T(t)\right] + I(t)V(t) - \int_{0^-}^{0^+} a_s F j_n(x,t)\Delta T(x,t)dx$

Animation of Li Ion Evolution

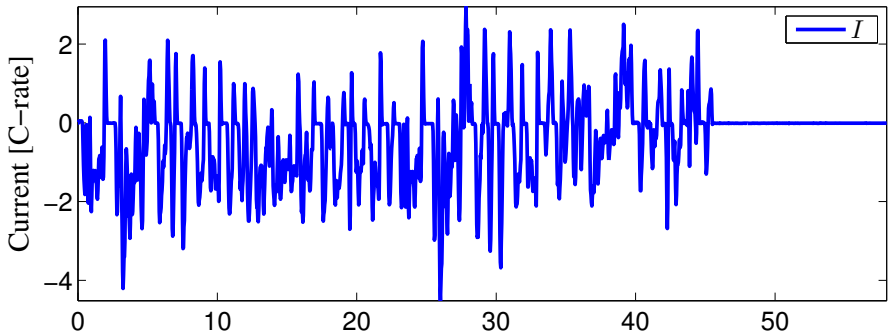
Experimental Testing at Bosch RTC





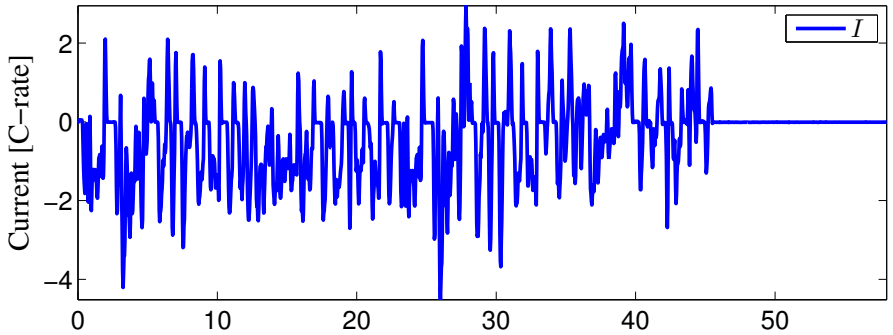
Results

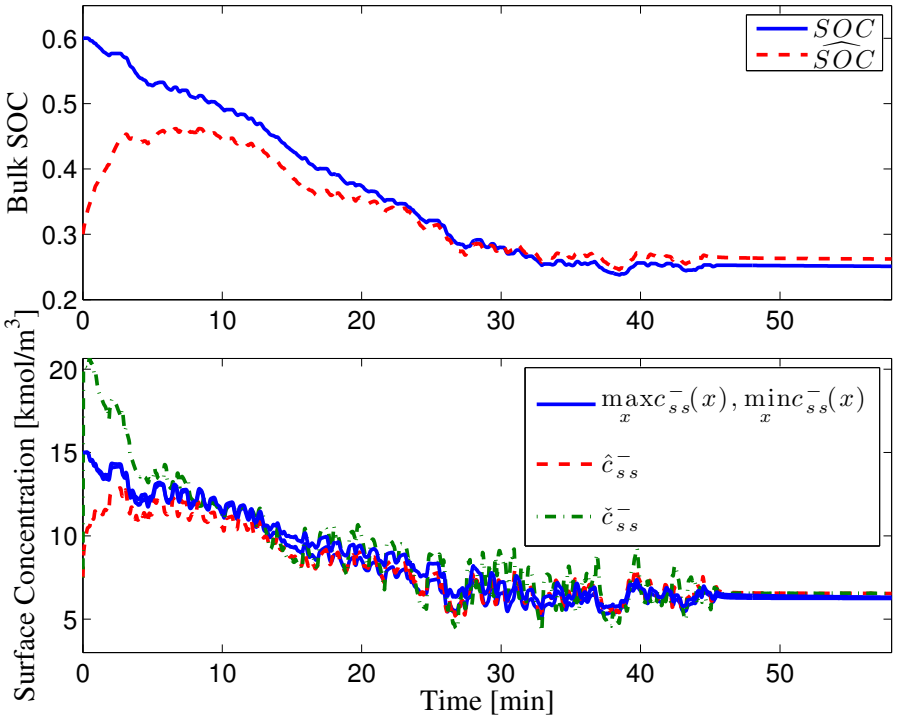
UDDS Drive Cycle Input



Results

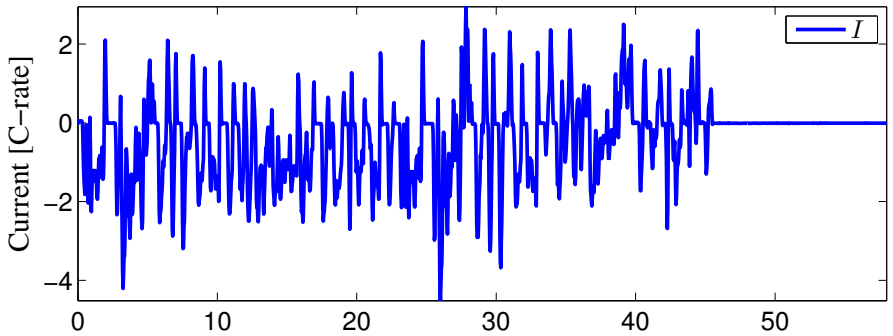
UDDS Drive Cycle Input

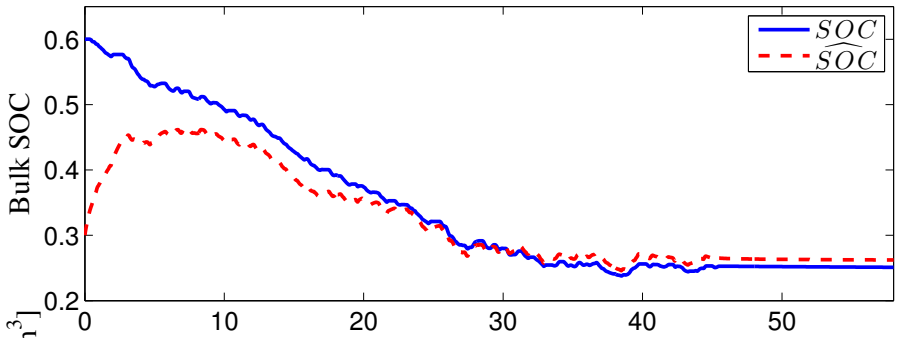


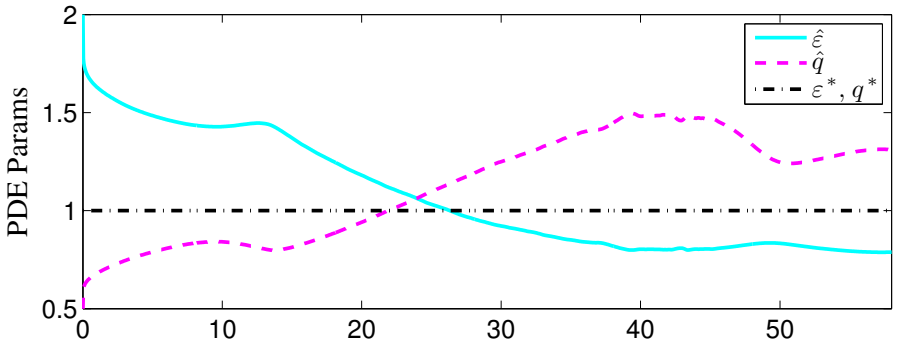


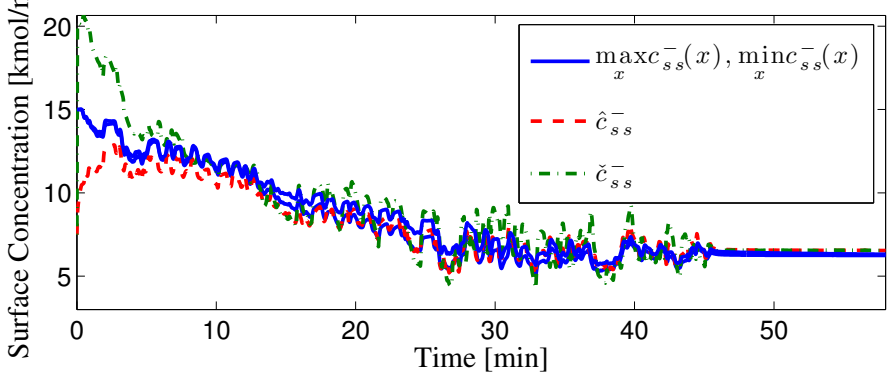
Results

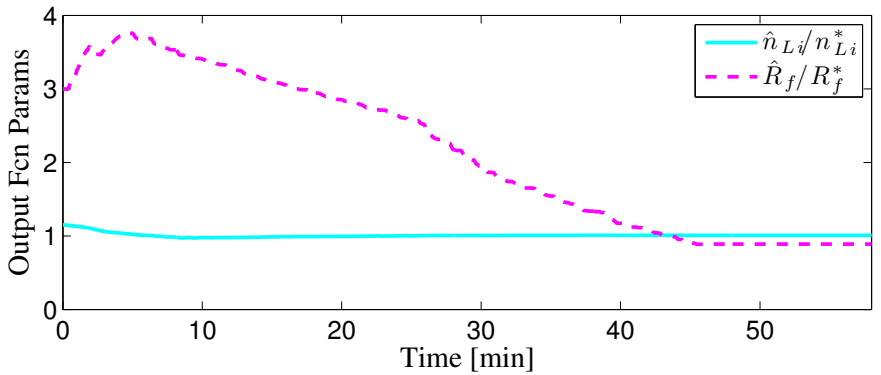
UDDS Drive Cycle Input







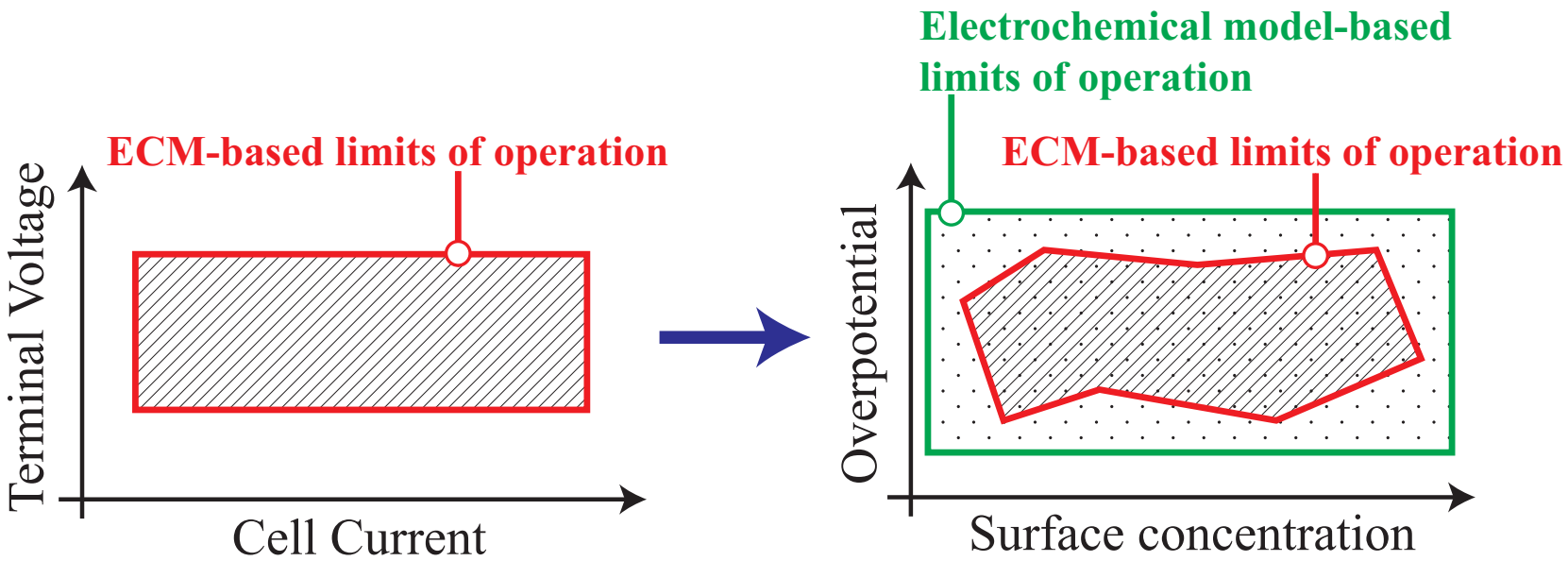




Operate Batteries at their Physical Limits

Problem Statement

Given accurate state estimates, govern the electric current such that safe operating constraints are satisfied.

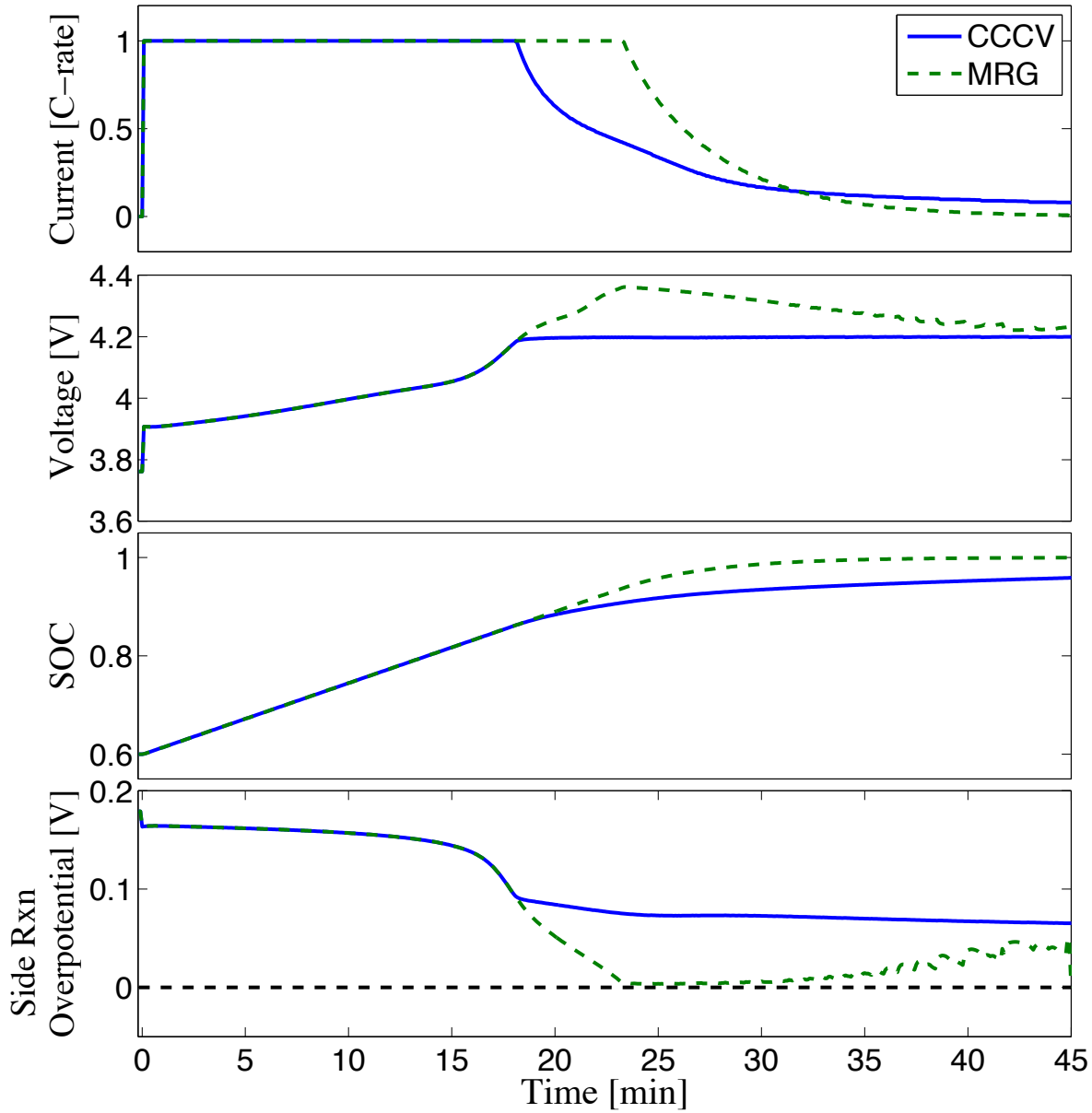


Constraints

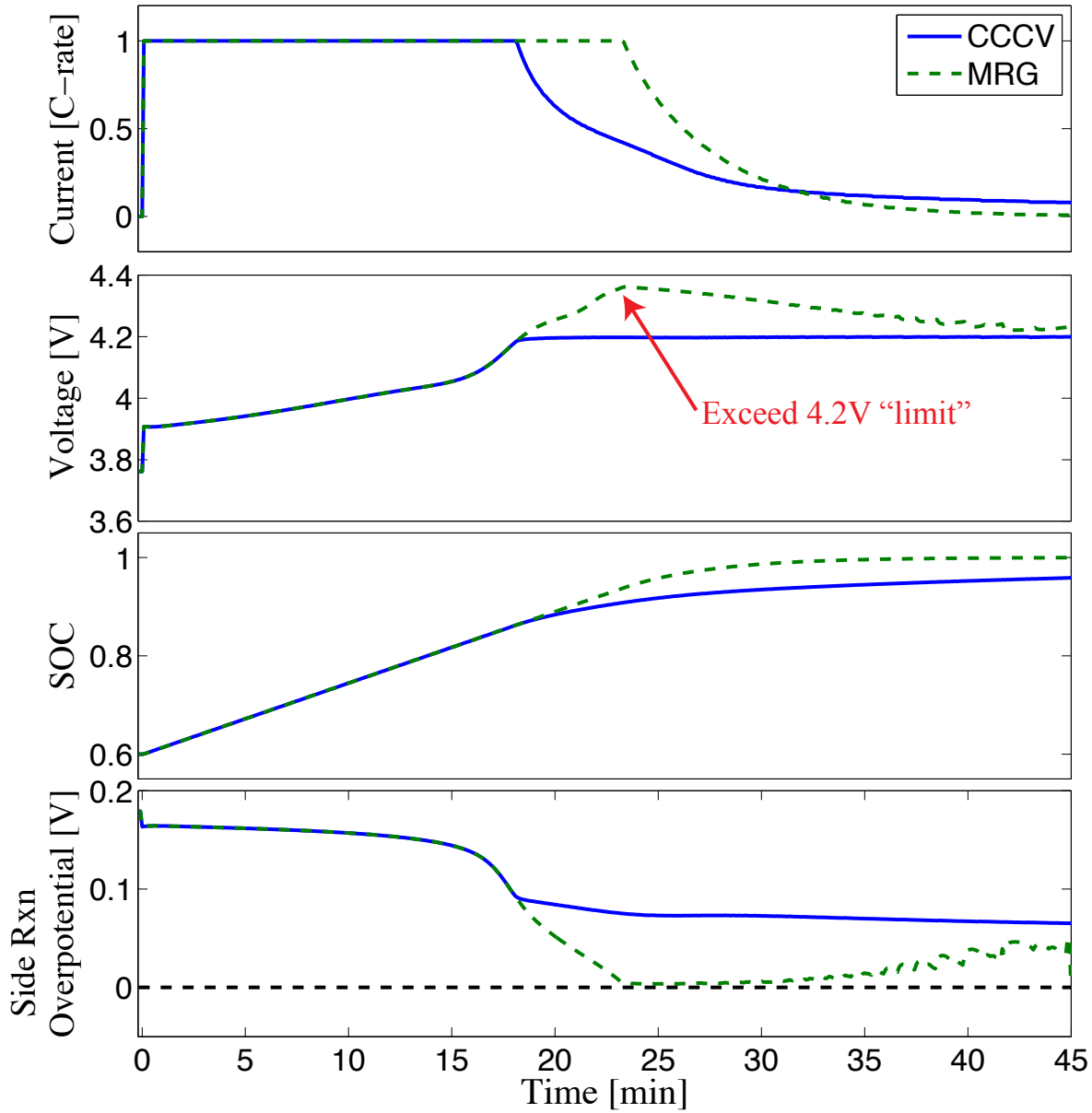
Variable	Definition	Constraint
$I(t)$	Current	Power electronics limits
$c_s^{\pm}(x,r,t)$	Li concentration in solid	Saturation/depletion
$\frac{\partial c_s^{\pm}}{\partial r}(x,r,t)$	Li concentration gradient	Diffusion-induced stress
$c_e(x,t)$	Li concentration in electrolyte	Saturation/depletion
$T(t)$	Temperature	High/low temps accel. aging
$\eta_s(x,t)$	Side-rxn overpotential	Li plating, dendrite formation

Each variable, y, must satisfy $y_{\min} \leq y \leq y_{\max}$.

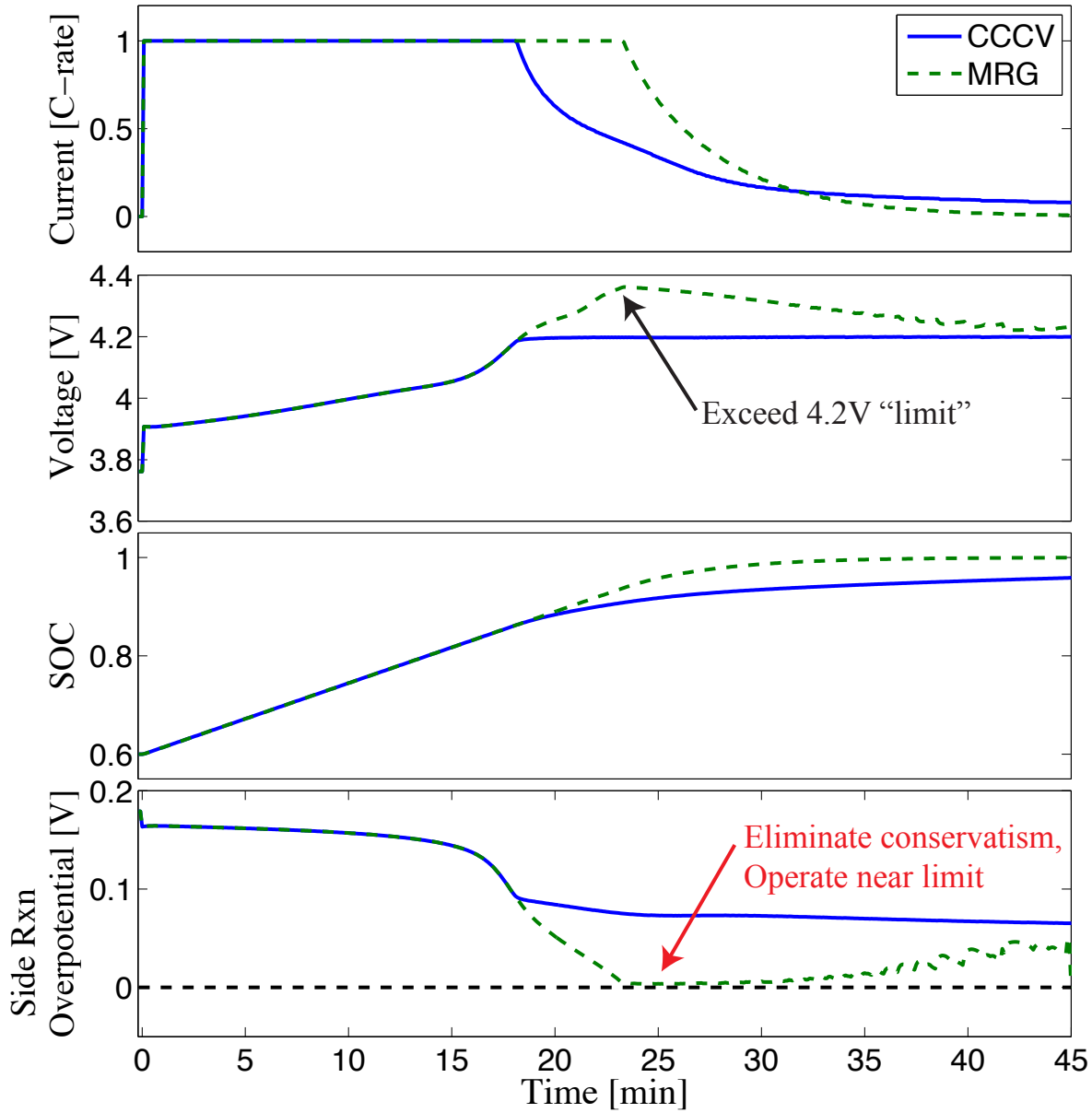
Application to Charging



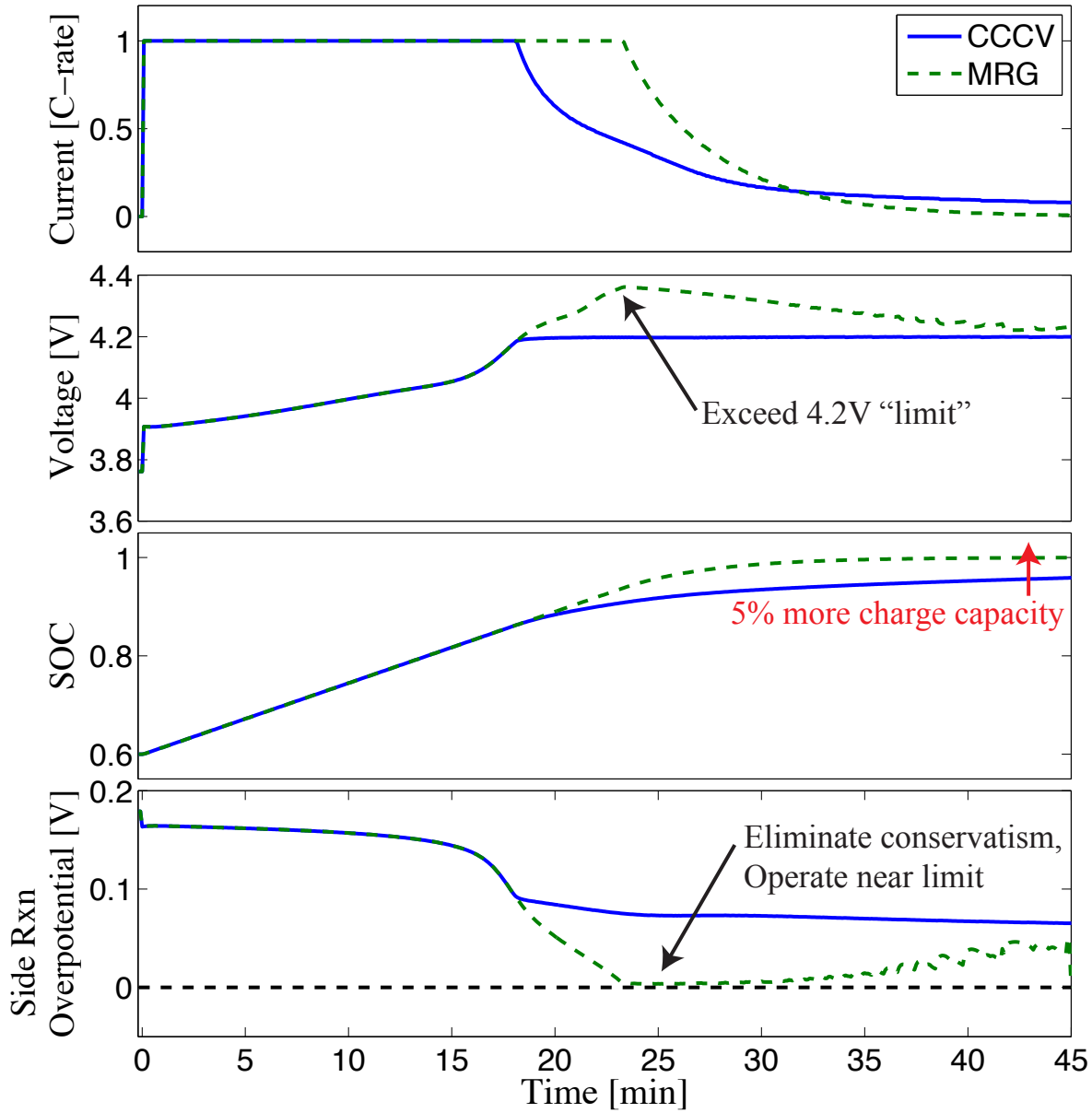
Application to Charging



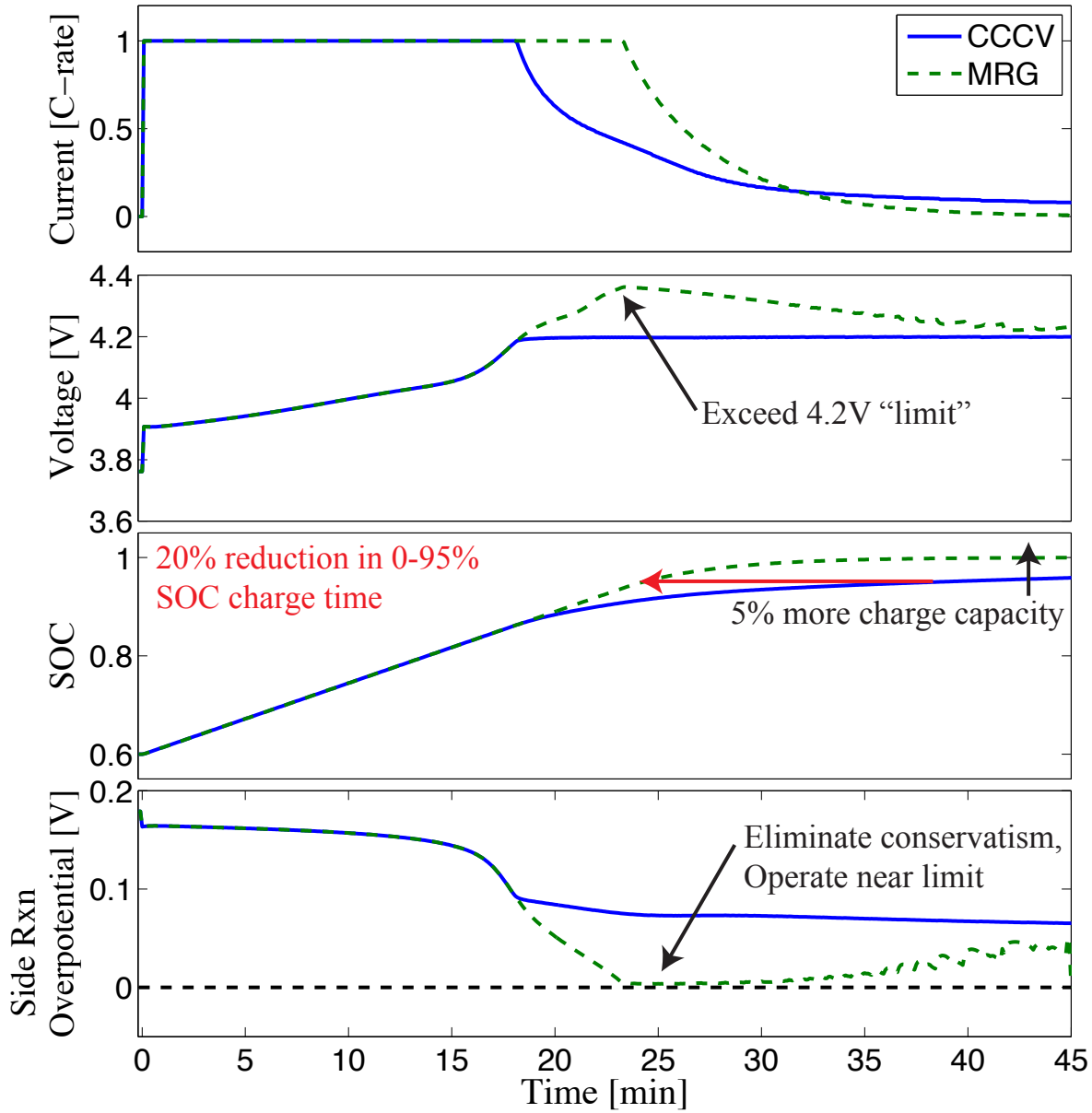
Application to Charging



Application to Charging



Application to Charging



Demand Response of Aggregated Storage

Joint Work with Jan Bendsten, Aalborg University, Denmark

