Estimation of Distributed Parameter Systems with Applications to Building Energy and Vehicle Electrification

Scott Moura, Ph.D.

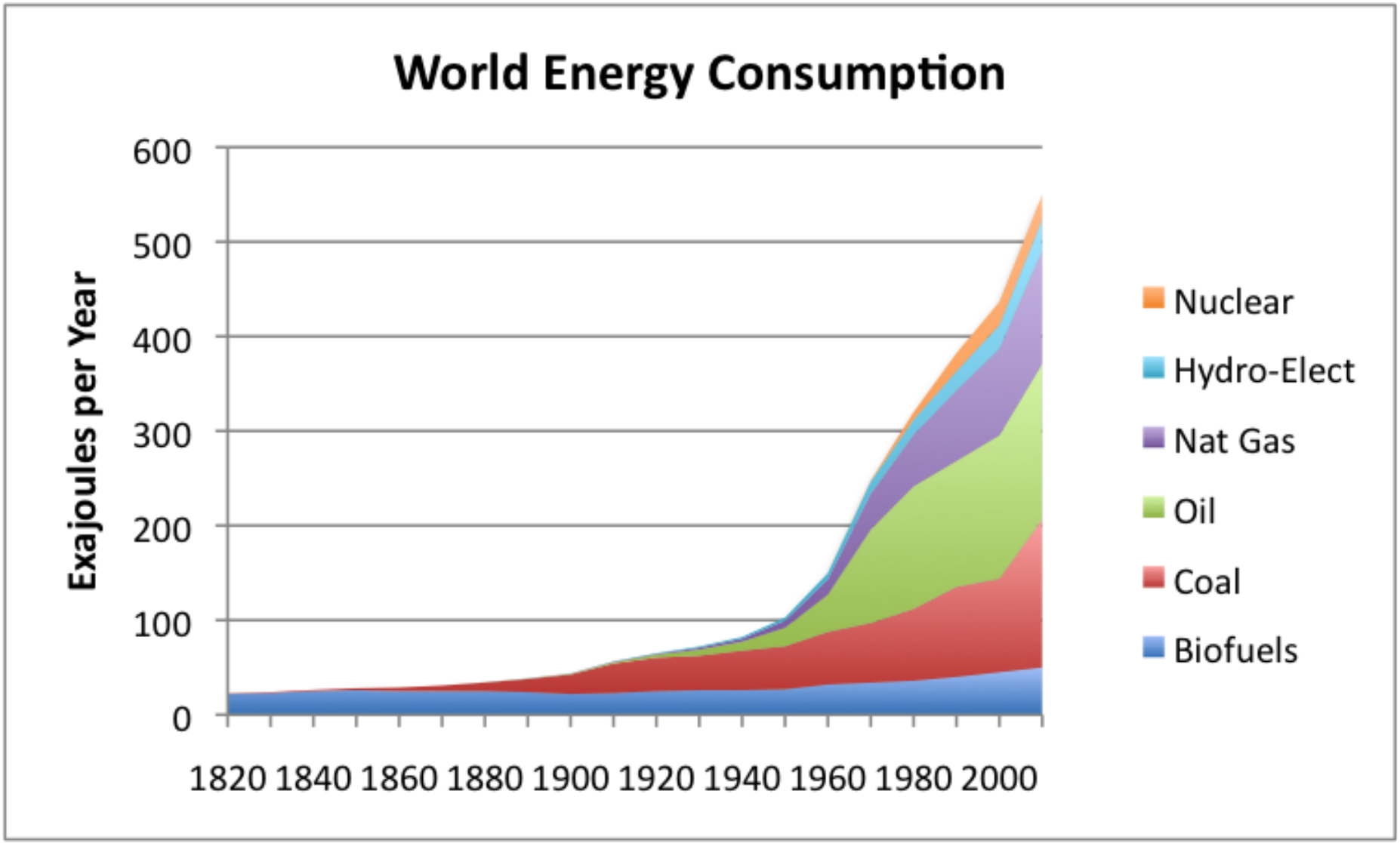
UC President's Postdoctoral Fellow
Cymer Center for Control Systems and Dynamics
University of California, San Diego

May 21, 2013









Source: Vaclav Smil Estimates from Energy Transitions

Energy Initiatives



Denmark 50% wind penetration by 2025

China leads manufacturing of renewable tech

Brazil uses 86% renewables



EV Everywhere

SunShot

Green Button



Zero emissions vehicle (ZEV)

33% renewables by 2020

Go Solar California

Energy Crisis Solutions

Smart Grids	Energy storage
(e.g., demand response)	(e.g., batteries)

Energy Crisis Solutions

Smart Grids	Energy storage
(e.g., demand response)	(e.g., batteries)

Outline

1. Modeling and Estimation for Building Energy
   - Modeling Aggregations via PDEs
   - State Estimation
   - Parameter Identification
2. Electric Vehicles
3. Future

Outline

1. Modeling and Estimation for Building Energy
   - Modeling Aggregations via PDEs
   - State Estimation
   - Parameter Identification
2. Electric Vehicles
3. Future

Why Buildings?

U.S. buildings produce

- 48% of carbon emissions

U.S. buildings consume

- 39% of total energy
- 71% of electricity
- 54% of natural gas





The Building Energy Problem

Needs: (1) Reduce energy waste, (2) sustainable and resilient infrastructure

The Building Energy Problem

Needs: (1) Reduce energy waste, (2) sustainable and resilient infrastructure

Obstacle: Scalability, sensing/control infrastructure

The Building Energy Problem

Needs: (1) Reduce energy waste, (2) sustainable and resilient infrastructure

Obstacle: Scalability, sensing/control infrastructure

Definition (Thermostatically Controlled Loads):
Systems controlled by on-off actuation, e.g. HVAC or water heaters

The Building Energy Problem

Needs: (1) Reduce energy waste, (2) sustainable and resilient infrastructure

Obstacle: Scalability, sensing/control infrastructure

Definition (Thermostatically Controlled Loads):
Systems controlled by on-off actuation, e.g. HVAC or water heaters

Some Interesting Facts

Thermostatically Controlled Loads (TCLs)	50% of U.S. electricity consumption is TCLs
	11% of thermostats are programmed
	Comfort is loosely coupled with control

The Building Energy Problem

Needs: (1) Reduce energy waste, (2) sustainable and resilient infrastructure

Obstacle: Scalability, sensing/control infrastructure

Definition (Thermostatically Controlled Loads):
Systems controlled by on-off actuation, e.g. HVAC or water heaters

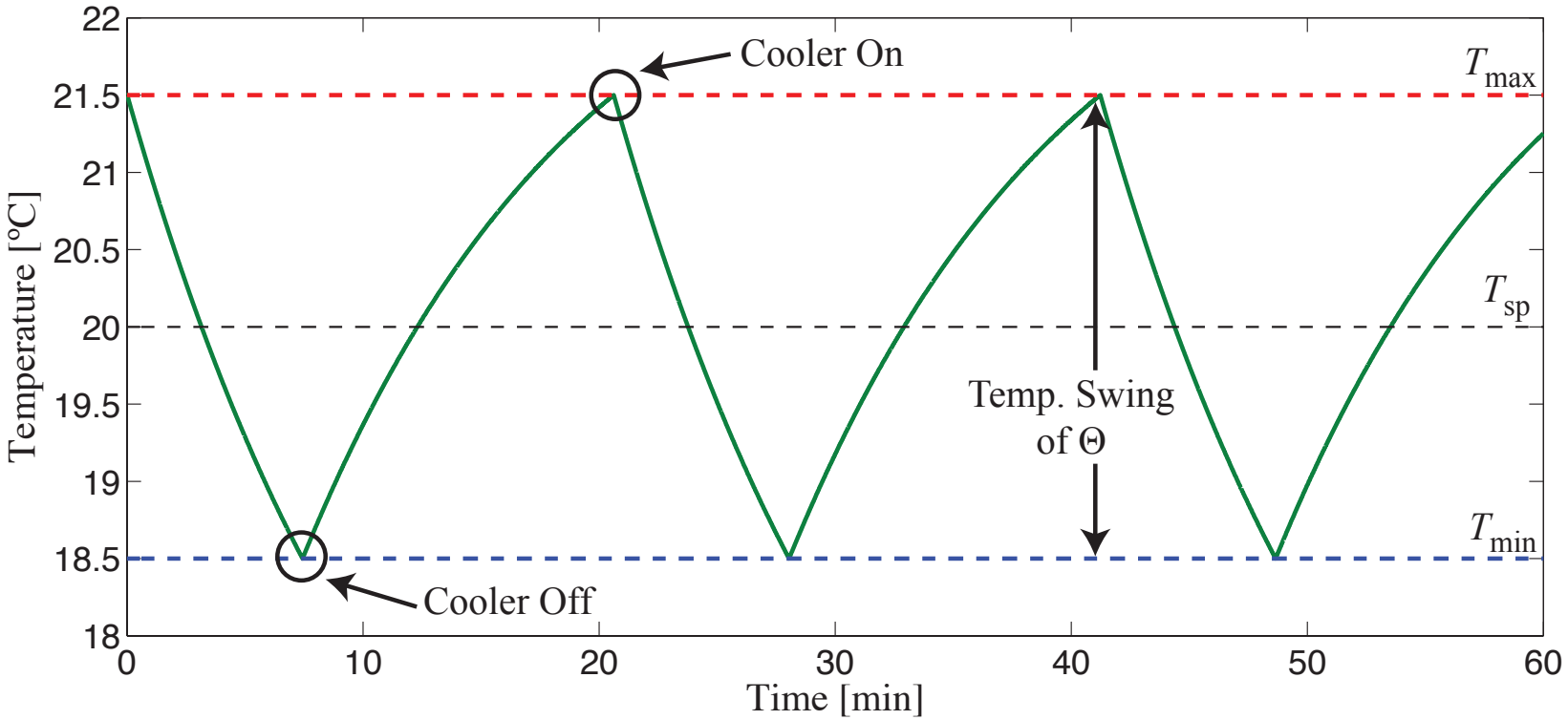
Some Interesting Facts

Thermostatically Controlled Loads (TCLs)	50% of U.S. electricity consumption is TCLs
	11% of thermostats are programmed
	Comfort is loosely coupled with control

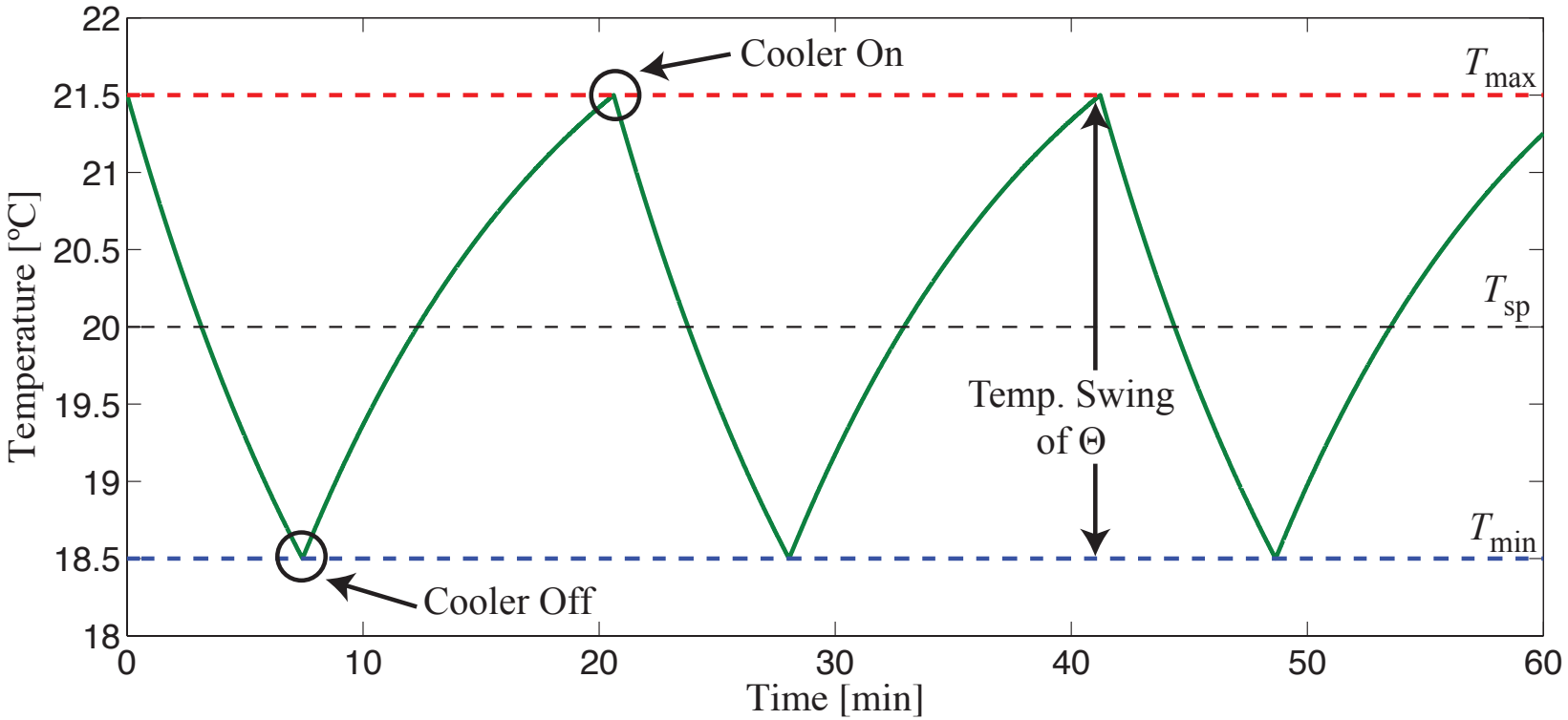
The Punchline

Exploit flexibility of TCLs to decrease energy waste

Modeling TCLs



Modeling TCLs



$$\dot{T}_i(t) = \frac{1}{R_i C_i}\left[T_\infty - T_i(t) - s_i(t) R_i P_i\right], \quad i = 1, 2, \ldots, N$$

$$s_i \in \{0, 1\}$$

Modeling Aggregated TCLs

Main Idea: Convert 1000+ ODEs into two coupled linear PDEs

Modeling Aggregated TCLs

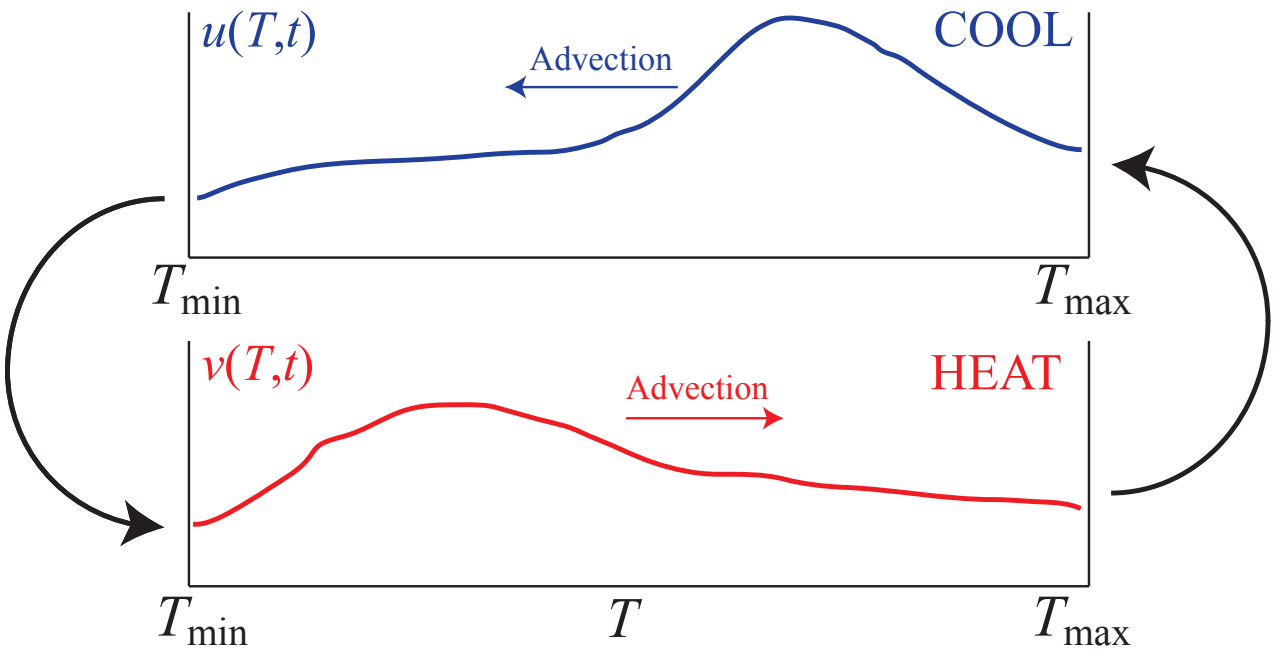
Main Idea: Convert 1000+ ODEs into two coupled linear PDEs

$u(T,t)$	# TCLs / °C, in COOL state, @ temp T, time t
$v(T,t)$	# TCLs / °C, in HEAT state, @ temp T, time t

Modeling Aggregated TCLs

Main Idea: Convert 1000+ ODEs into two coupled linear PDEs

$u(T,t)$	# TCLs / °C, in COOL state, @ temp T, time t
$v(T,t)$	# TCLs / °C, in HEAT state, @ temp T, time t



Modeling Aggregated TCLs

Main Idea: Convert 1000+ ODEs into two coupled linear PDEs

$u(T,t)$	# TCLs / °C, in COOL state, @ temp T, time t
$v(T,t)$	# TCLs / °C, in HEAT state, @ temp T, time t

Flux of TCLs in HEAT state:

#TCLs / sec

$$\psi(T,t) = v(T,t)\frac{dT}{dt}(t) = \frac{1}{RC}\left[T_\infty - T(t)\right]v(T,t)$$

Modeling Aggregated TCLs

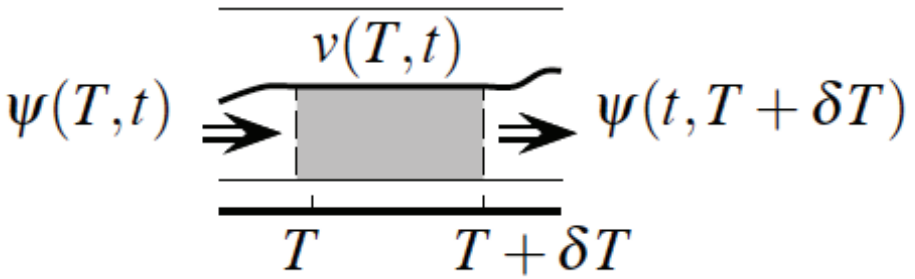
Main Idea: Convert 1000+ ODEs into two coupled linear PDEs

$u(T,t)$	# TCLs / °C, in COOL state, @ temp T, time t
$v(T,t)$	# TCLs / °C, in HEAT state, @ temp T, time t

Flux of TCLs in HEAT state:
#TCLs / sec

$$\psi(T,t) = v(T,t)\frac{dT}{dt}(t) = \frac{1}{RC}\left[T_\infty - T(t)\right] v(T,t)$$

Control volume:



Modeling Aggregated TCLs

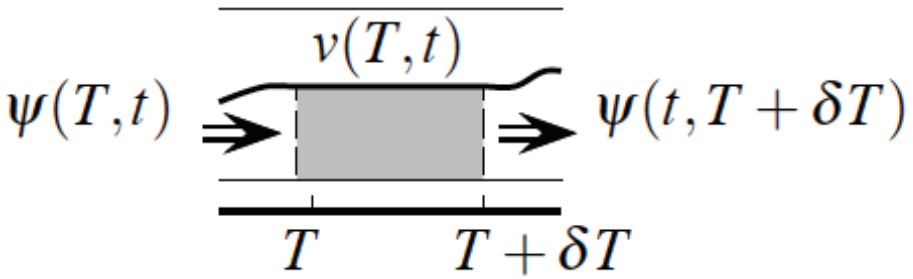
Main Idea: Convert 1000+ ODEs into two coupled linear PDEs

$u(T,t)$	# TCLs / °C, in COOL state, @ temp T, time t
$v(T,t)$	# TCLs / °C, in HEAT state, @ temp T, time t

Flux of TCLs in HEAT state:
#TCLs / sec

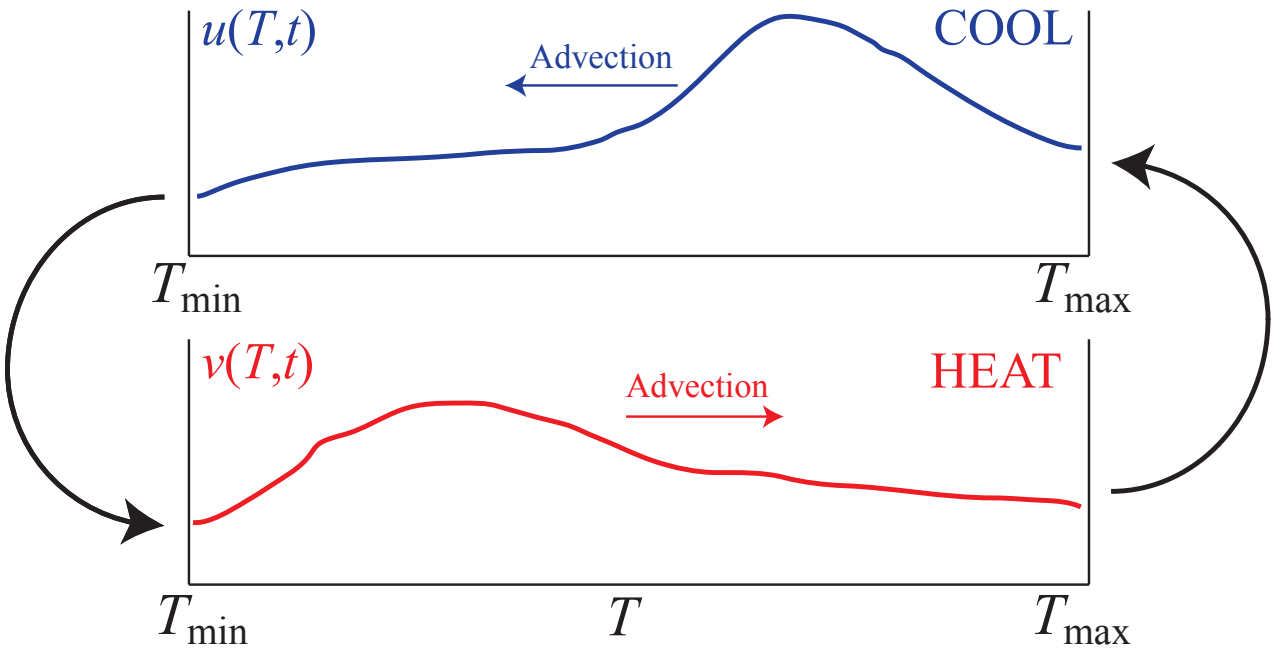
$$\psi(T,t) = v(T,t)\frac{dT}{dt}(t) = \frac{1}{RC}\left[T_\infty - T(t)\right] v(T,t)$$

Control volume:

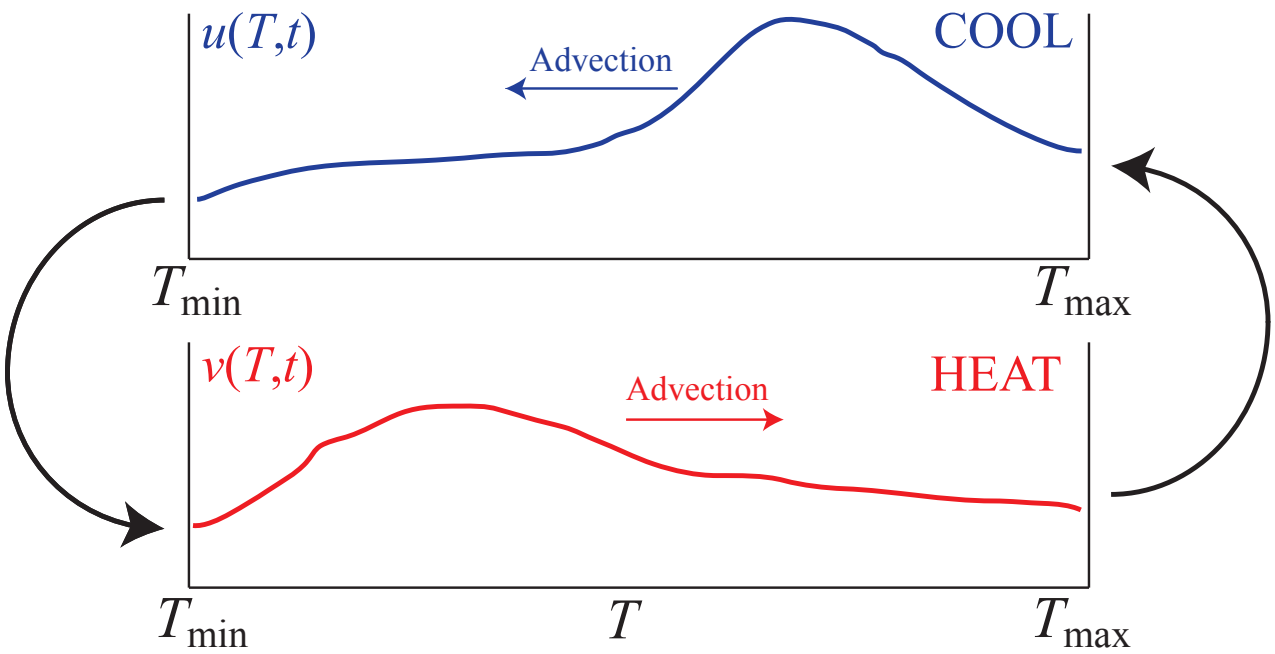


$$\begin{aligned}
\frac{\partial v}{\partial t}(T,t) &= \lim_{\delta T \to 0}\left[\frac{\psi(T+\delta T,t) - \psi(T,t)}{\delta T}\right] \\
&= \frac{\partial \psi}{\partial T}(T,t) \\
&= -\frac{1}{RC}\left[T_\infty - T(t)\right]\frac{\partial v}{\partial T}(T,t) + \frac{1}{RC}v(T,t)
\end{aligned}$$

PDE Model of Aggregated TCLs



PDE Model of Aggregated TCLs



$$u_t(T,t) = \alpha\lambda(T)u_T(T,t) + \alpha u(T,t)$$

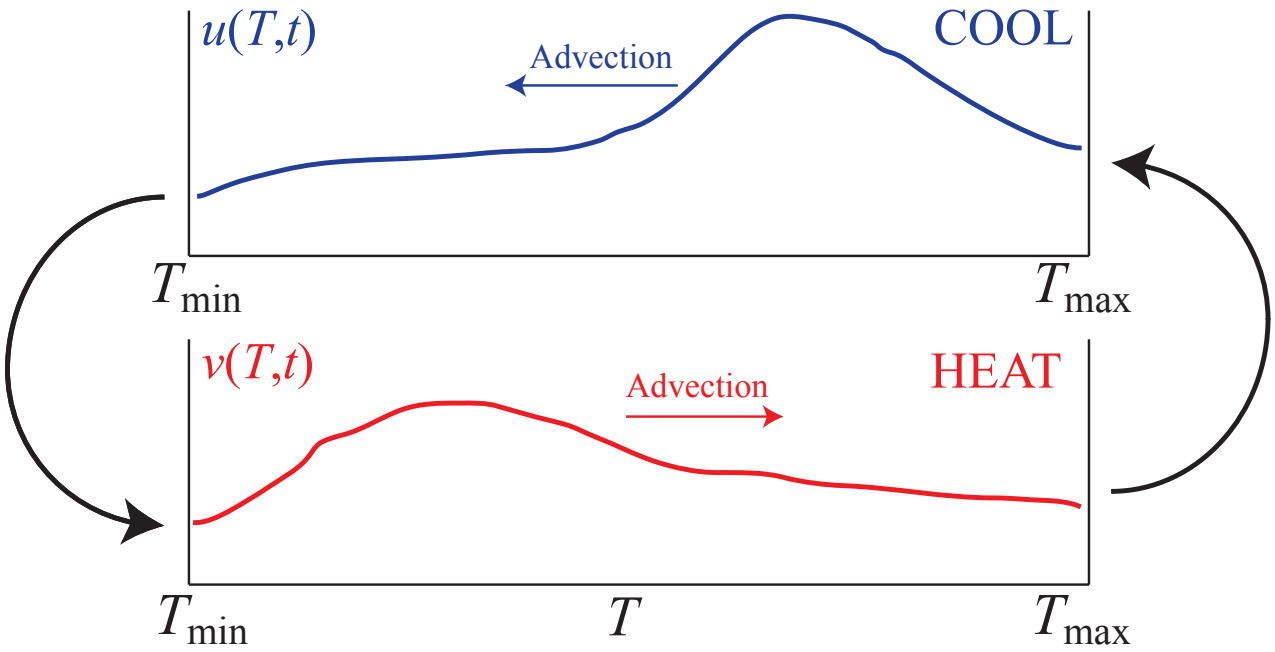
$$v_t(T,t) = -\alpha\mu(T)v_T(T,t) + \alpha v(T,t)$$

$$u(T_{\max},t) = q_1 v(T_{\max},t)$$

$$v(T_{\min},t) = q_2 u(T_{\min},t)$$

Video of 1,000 TCLs

PDE Model of Aggregated TCLs



$$u_t(T,t) = \alpha\lambda(T)u_T(T,t) + \alpha u(T,t)$$

$$v_t(T,t) = -\alpha\mu(T)v_T(T,t) + \alpha v(T,t)$$

$$u(T_{\max},t) = q_1 v(T_{\max},t)$$

$$v(T_{\min},t) = q_2 u(T_{\min},t)$$

Original Idea: Malhame and Chong, Trans. on Automatic Control (1985)
Remark: Assumes homogeneous populations

Modeling Heterogeneous Aggregated TCLs

Reality: TCL populations are heterogeneous
e.g. variable heat capacity, power, deadband sizes

Video of 1,000 heterogeneous TCLs

Modeling Heterogeneous Aggregated TCLs

Reality: TCL populations are heterogeneous
e.g. variable heat capacity, power, deadband sizes

$$
\begin{aligned}
u_t(T,t) &= \alpha\lambda(T)u_T(T,t) + \alpha u(T,t) + \beta u_{TT}(T,t) \\
v_t(T,t) &= -\alpha\mu(T)v_T(T,t) + \alpha v(T,t) + \beta v_{TT}(T,t) \\
u(T_{\max},t) &= q_1 v(T_{\max},t), \qquad u_T(T_{\min},t) = -v_T(T_{\min},t) \\
v(T_{\min},t) &= q_2 u(T_{\min},t), \qquad v_T(T_{\max},t) = -u_T(T_{\max},t)
\end{aligned}
$$

Modeling Heterogeneous Aggregated TCLs

Reality: TCL populations are heterogeneous
e.g. variable heat capacity, power, deadband sizes

$$
\begin{aligned}
u_t(T,t) &= \alpha\lambda(T)u_T(T,t) + \alpha u(T,t) + \beta u_{TT}(T,t) \\
v_t(T,t) &= -\alpha\mu(T)v_T(T,t) + \alpha v(T,t) + \beta v_{TT}(T,t) \\
u(T_{\max},t) &= q_1 v(T_{\max},t), \qquad u_T(T_{\min},t) = -v_T(T_{\min},t) \\
v(T_{\min},t) &= q_2 u(T_{\min},t), \qquad v_T(T_{\max},t) = -u_T(T_{\max},t)
\end{aligned}
$$

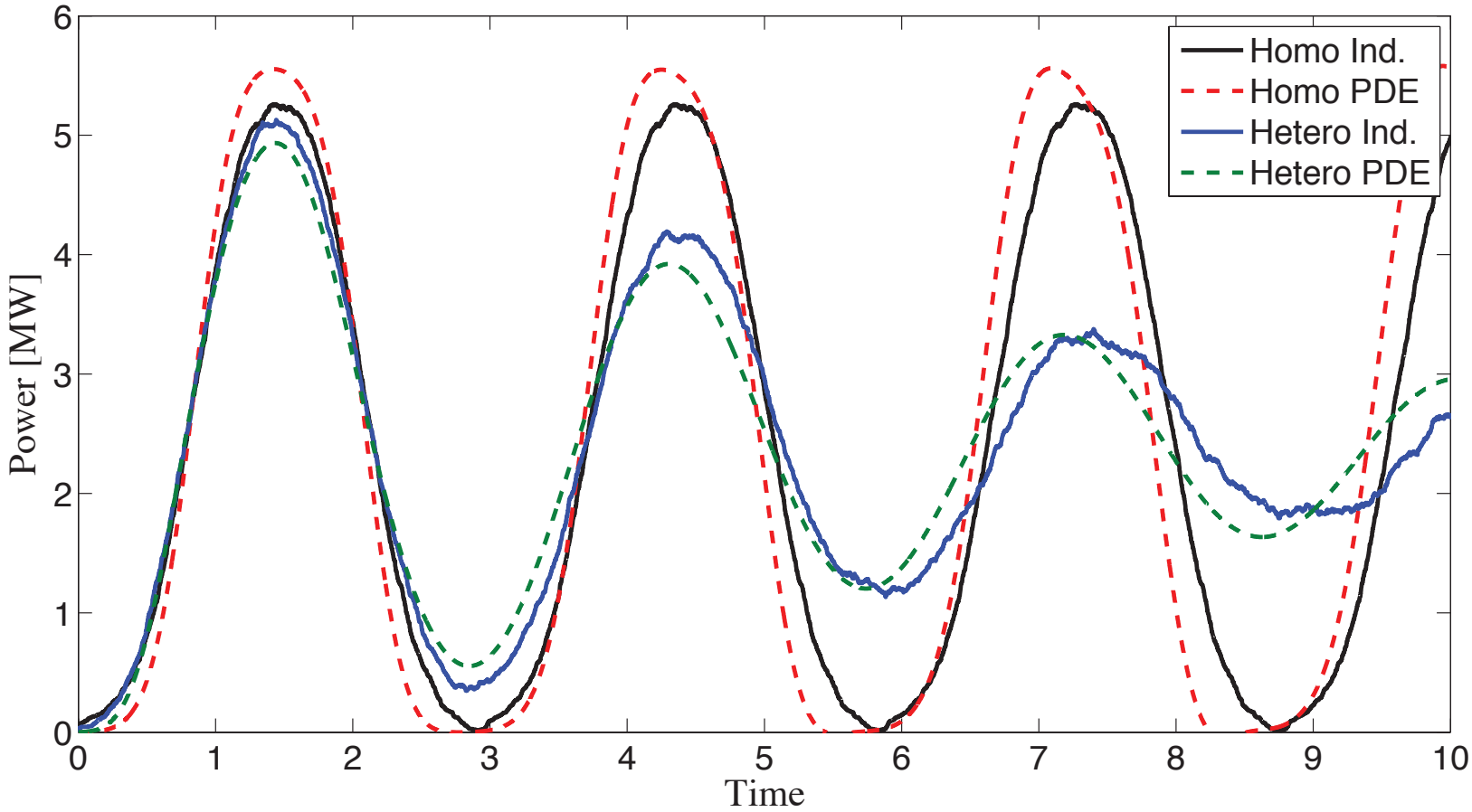
Proposition: The total number of TCLs is conserved over time.

$$
Q(t) = \int_{T_{\min}}^{T_{\max}} u(T,t)dT + \int_{T_{\min}}^{T_{\max}} v(T,t)dT
$$

$$
\frac{dQ}{dt}(t) = 0, \qquad \forall t
$$

Video Evolution of Heterogeneous PDE

Model Comparison



The State Estimation Problem

Question: Possible to monitor TCLs with minimal sensing infrastructure?

The State Estimation Problem

Question: Possible to monitor TCLs with minimal sensing infrastructure?

Answer: YES! Use state estimation.

The State Estimation Problem

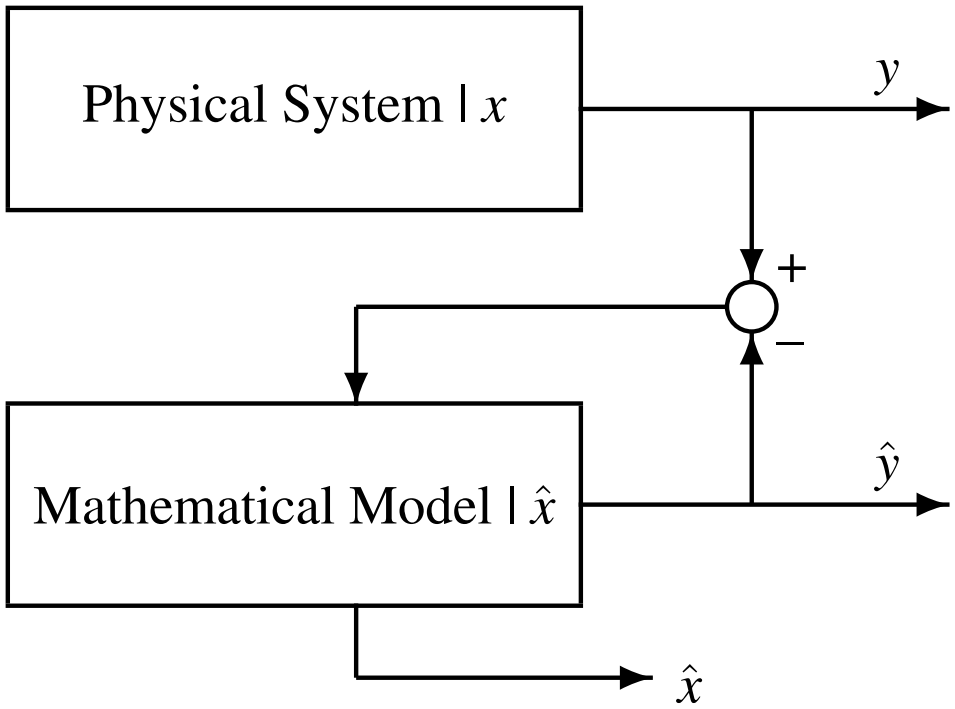
Question: Possible to monitor TCLs with minimal sensing infrastructure?

Answer: YES! Use state estimation.

Problem Statement

Estimate states $u(T,t), v(T,t)$ from measurements of HVAC on/off signals

Finite-dimensional system:



The State Estimation Problem

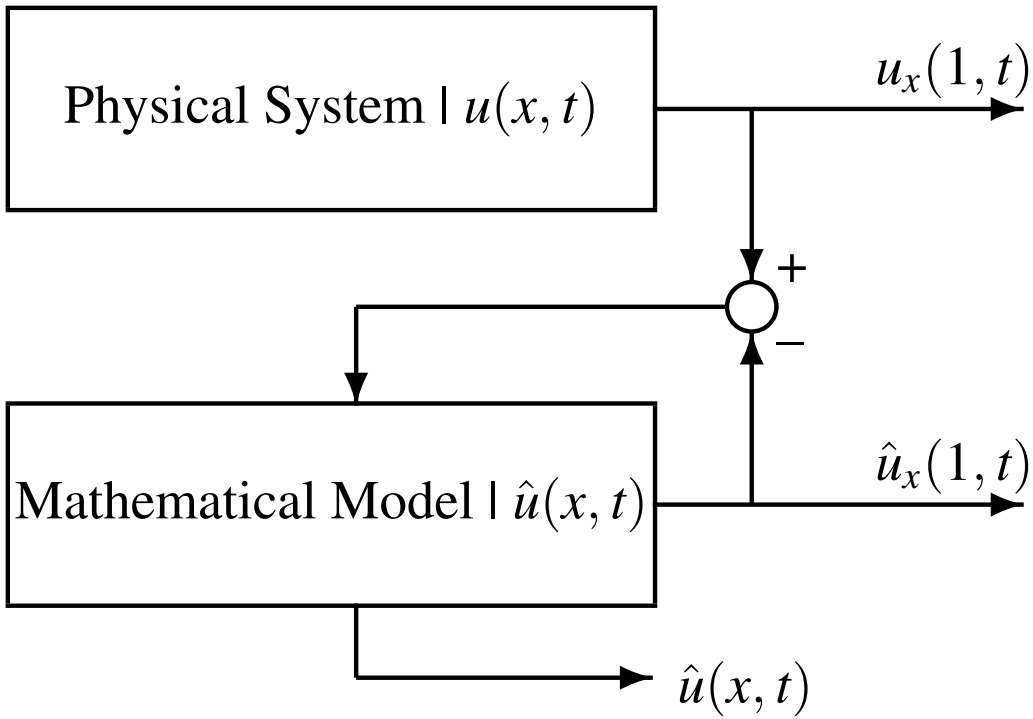
Question: Possible to monitor TCLs with minimal sensing infrastructure?

Answer: YES! Use state estimation.

Problem Statement

Estimate states $u(T,t), v(T,t)$ from measurements of HVAC on/off signals

Infinite-dimensional system:



PDE State Estimator

Heterogeneous PDE Model: (u, v)

$$
\begin{aligned}
u_t(x,t) &= \alpha\lambda(x)u_x + \alpha u + \beta u_{xx} \\
u_x(0,t) &= -v_x(0,t) \\
u(1,t) &= q_1 v(1,t)
\end{aligned}
$$

$$
\begin{aligned}
v_t(x,t) &= -\alpha\mu(x)v_x + \alpha v + \beta v_{xx} \\
v(0,t) &= q_2 u(0,t) \\
v_x(1,t) &= -u_x(1,t)
\end{aligned}
$$

Measurements?

- $u(0,t), v(1,t)$
- $u_x(1,t), v_x(0,t)$

PDE State Estimator

Estimator: $(\hat{u}, \hat{v})$

$$
\begin{aligned}
\hat{u}_t(x,t) &= \alpha\lambda(x)\hat{u}_x + \alpha\hat{u} + \beta\hat{u}_{xx} + p_1(x)\left[u(0,t) - \hat{u}(0,t)\right] \\
\hat{u}_x(0,t) &= -v_x(0,t) + p_{10}\left[u(0,t) - \hat{u}(0,t)\right] \\
\hat{u}(1,t) &= q_1 v(1,t)
\end{aligned}
$$

$$
\begin{aligned}
\hat{v}_t(x,t) &= -\alpha\mu(x)\hat{v}_x + \alpha\hat{v} + \beta\hat{v}_{xx} + p_2(x)\left[v(1,t) - \hat{v}(1,t)\right] \\
\hat{v}(0,t) &= q_2 u(0,t) \\
\hat{v}_x(1,t) &= -u_x(1,t) + p_{20}\left[v(1,t) - \hat{v}(1,t)\right]
\end{aligned}
$$

PDE State Estimator

Estimation Error Dynamics: $(\tilde{u}, \tilde{v}) = (u - \hat{u}, v - \hat{v})$

$$
\begin{aligned}
\tilde{u}_t(x,t) &= \alpha\lambda(x)\tilde{u}_x + \alpha\tilde{u} + \beta\tilde{u}_{xx} - p_1(x)\tilde{u}(0,t) \\
\tilde{u}_x(0,t) &= -p_{10}\tilde{u}(0,t) \\
\tilde{u}(1,t) &= 0
\end{aligned}
$$

$$
\begin{aligned}
\tilde{v}_t(x,t) &= -\alpha\mu(x)\tilde{v}_x + \alpha\tilde{v} + \beta\tilde{v}_{xx} - p_2(x)\tilde{v}(1,t) \\
\tilde{v}(0,t) &= 0 \\
\tilde{v}_x(1,t) &= -p_{20}\tilde{v}(1,t)
\end{aligned}
$$

PDE State Estimator

Estimation Error Dynamics: $(\tilde{u}, \tilde{v}) = (u - \hat{u}, v - \hat{v})$

$$
\begin{aligned}
\tilde{u}_t(x,t) &= \alpha\lambda(x)\tilde{u}_x + \alpha\tilde{u} + \beta\tilde{u}_{xx} - p_1(x)\tilde{u}(0,t) \\
\tilde{u}_x(0,t) &= -p_{10}\tilde{u}(0,t) \\
\tilde{u}(1,t) &= 0 \\
\\
\tilde{v}_t(x,t) &= -\alpha\mu(x)\tilde{v}_x + \alpha\tilde{v} + \beta\tilde{v}_{xx} - p_2(x)\tilde{v}(1,t) \\
\tilde{v}(0,t) &= 0 \\
\tilde{v}_x(1,t) &= -p_{20}\tilde{v}(1,t)
\end{aligned}
$$

Goal: Design estimation gains:

- $p_1(x), p_2(x) : (0,1) \to \mathbb{R}$
- $p_{10}, p_{20} \in \mathbb{R}$

such that $(\tilde{u}, \tilde{v}) = (0,0)$ is exponentially stable

Backstepping Observer Design

Error Dynamics: $\tilde{u}$

$$
\begin{aligned}
\tilde{u}_t(x,t) &= \alpha\lambda(x)\tilde{u}_x + \alpha\tilde{u} + \beta\tilde{u}_{xx} - p_1(x)\tilde{u}(0,t) \\
\tilde{u}_x(0,t) &= -p_{10}\tilde{u}(0,t) \\
\tilde{u}(1,t) &= 0
\end{aligned}
$$

Backstepping Observer Design

Error Dynamics: $\tilde{u}$

$$\begin{aligned}
\tilde{u}_t(x,t) &= \alpha\lambda(x)\tilde{u}_x + \alpha\tilde{u} + \beta\tilde{u}_{xx} - p_1(x)\tilde{u}(0,t) \\
\tilde{u}_x(0,t) &= -p_{10}\tilde{u}(0,t) \\
\tilde{u}(1,t) &= 0
\end{aligned}$$

Eliminate advection terms, "Gauge" Transformation

$$\xi(x,t) = \tilde{u}(x,t)e^{\frac{\alpha}{2\beta}\int_0^x \lambda(s)ds}$$

Backstepping Observer Design

Transformed error state: ξ

$$\begin{aligned}
\xi_t(x,t) &= \beta\xi_{xx} + g(x)\xi - p_1^{\xi}(x)\xi(0,t) \\
\xi_x(0,t) &= p_{10}^{\xi}\xi(0,t) \\
\xi(1,t) &= 0
\end{aligned}$$

$$\begin{aligned}
g(x) &= \alpha\left[1 - \frac{\lambda'(x)}{2}\right] - \frac{\alpha^2\lambda^2(x)}{4\beta} \\
p_1^{\xi}(x) &= p_1(x)e^{\frac{\alpha}{2\beta}\int_0^x \lambda(s)ds} \\
p_{10}^{\xi} &= \frac{\alpha}{2\beta}\lambda(0) - p_{10}
\end{aligned}$$

Backstepping Observer Design

Transformed error state: ξ

$$\begin{aligned} \xi_t(x,t) &= \beta\xi_{xx} + g(x)\xi - p_1^{\xi}(x)\xi(0,t) \\ \xi_x(0,t) &= p_{10}^{\xi}\xi(0,t) \\ \xi(1,t) &= 0 \end{aligned}$$

Backstepping transformation

$$\xi(x,t) = w_1(x,t) - \int_0^x p(x,y)w_1(y,t)dy$$

Backstepping Observer Design

Transformed error state: ξ

$$\begin{aligned} \xi_t(x,t) &= \beta\xi_{xx} + g(x)\xi - p_1^{\xi}(x)\xi(0,t) \\ \xi_x(0,t) &= p_{10}^{\xi}\xi(0,t) \\ \xi(1,t) &= 0 \end{aligned}$$

Backstepping transformation

$$\xi(x,t) = w_1(x,t) - \int_0^x p(x,y)w_1(y,t)dy$$

Target system: w_1, exp. stable in $\mathcal{L}^2$-norm

$$\begin{aligned} w_{1t}(x,t) &= \beta w_{1xx}(x,t) - c_1 w_1(x,t), \qquad c_1 \geq 0 \\ w_{1x}(0,t) &= w_1(0,t) \\ w_1(1,t) &= 0 \end{aligned}$$

Backstepping Observer Design

Kernel PDE: $p(x,y)$

$$\begin{aligned} \beta p_{xx}(x,y) - \beta p_{yy}(x,y) &= -\left[c_1 + g(x)\right] p(x,y) \\ p(x,x) &= -\frac{1}{2\beta}\int_x^1 \left[c_1 + g(s)\right] ds \\ p(1,y) &= 0 \end{aligned}$$

Backstepping Observer Design

Kernel PDE: $p(x,y)$

$$\begin{aligned} \beta p_{xx}(x,y) - \beta p_{yy}(x,y) &= -\left[c_1 + g(x)\right] p(x,y) \\ p(x,x) &= -\frac{1}{2\beta}\int_x^1 \left[c_1 + g(s)\right] ds \\ p(1,y) &= 0 \end{aligned}$$

Estimation gains

$$\begin{aligned} p_1^{\xi}(x) &= -\beta\left[p(x,0) + p_y(x,0)\right] \\ p_{10}^{\xi} &= 1 - p(0,0) \\ p_1(x) &= p_1^{\xi}(x) e^{-\frac{\alpha}{2\beta}\int_0^x \lambda(s) ds} \\ p_{10} &= \frac{\alpha}{2\beta}\lambda(0) - p_{10}^{\xi} \end{aligned}$$

Video Evolution of PDE estimator

Key point: Converges to true distribution, using only HVAC on/off signals.

Parameter Identification

$$u_t(x,t) = \alpha\lambda(x)u_x + \alpha u + \beta u_{xx} \qquad v_t(x,t) = -\alpha\mu(x)v_x + \alpha v + \beta v_{xx}$$
$$u_x(0,t) = -v_x(0,t) \qquad v(0,t) = q_2 u(0,t)$$
$$u(1,t) = q_1 v(1,t) \qquad v_x(1,t) = -u_x(1,t)$$

$$P(t) = \frac{\overline{P}}{\eta}\int_0^1 u(x,t)dx$$

Parameter Identification

$$u_t(x,t) = \alpha\lambda(x)u_x + \alpha u + \beta u_{xx} \qquad v_t(x,t) = -\alpha\mu(x)v_x + \alpha v + \beta v_{xx}$$
$$u_x(0,t) = -v_x(0,t) \qquad v(0,t) = q_2 u(0,t)$$
$$u(1,t) = q_1 v(1,t) \qquad v_x(1,t) = -u_x(1,t)$$

$$P(t) = \frac{\overline{P}}{\eta}\int_0^1 u(x,t)dx$$

Algorithm #1: Power-based Identification [DSCC13]

- Assumes measurements of aggregate power consumption & B.C.'s

Parameter Identification

$$u_t(x,t) = \alpha\lambda(x)u_x + \alpha u + \beta u_{xx} \qquad v_t(x,t) = -\alpha\mu(x)v_x + \alpha v + \beta v_{xx}$$
$$u_x(0,t) = -v_x(0,t) \qquad v(0,t) = q_2 u(0,t)$$
$$u(1,t) = q_1 v(1,t) \qquad v_x(1,t) = -u_x(1,t)$$

$$P(t) = \frac{\overline{P}}{\eta}\int_0^1 u(x,t)dx$$

Algorithm #1: Power-based Identification [DSCC13]

- Assumes measurements of aggregate power consumption & B.C.'s

Algorithm #2: Passive Identifier [IJC]

- Assumes full state measurements

Algorithm #3: Swapping Identifier [IJC]

- Assumes full state measurements

UC San Diego Campus: A Living Laboratory



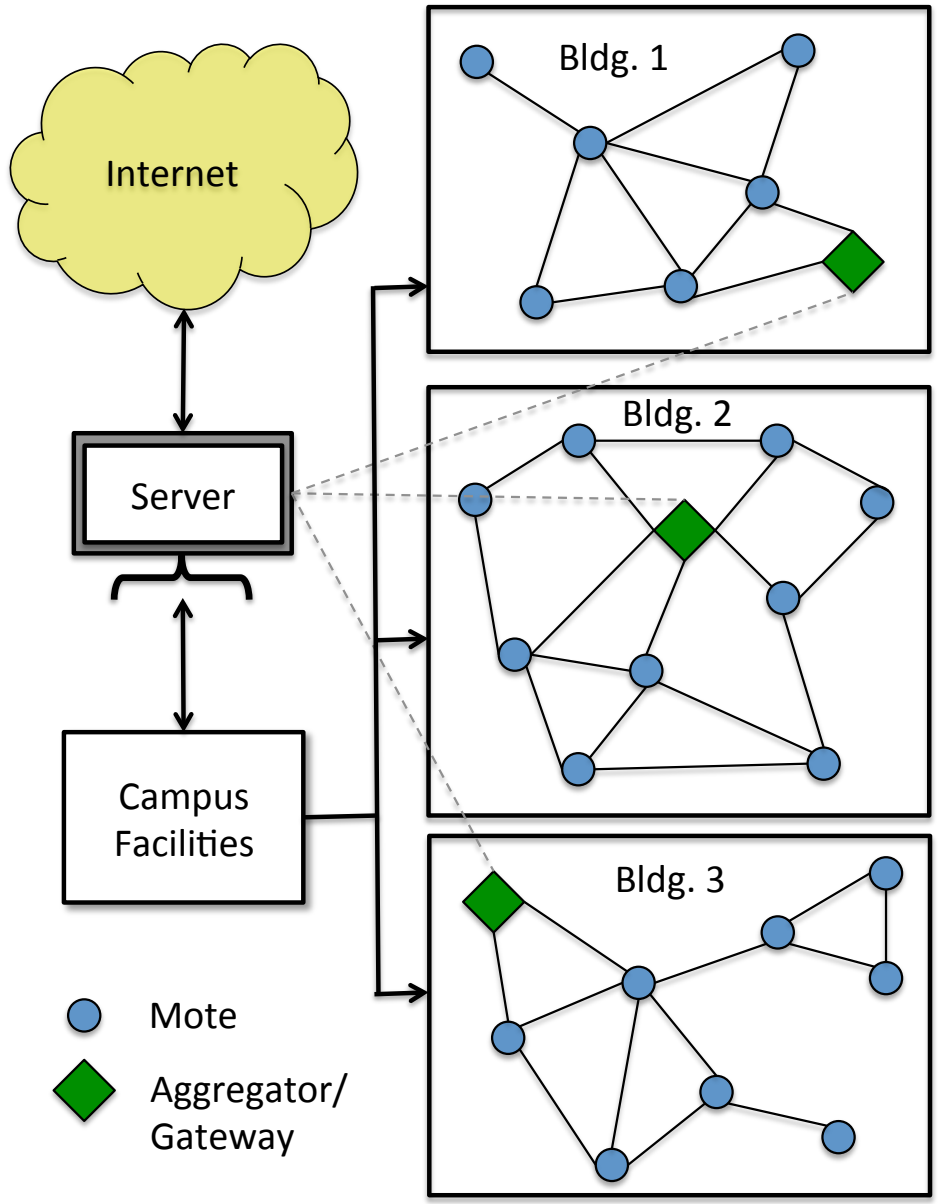
UC San Diego Campus: A Living Laboratory

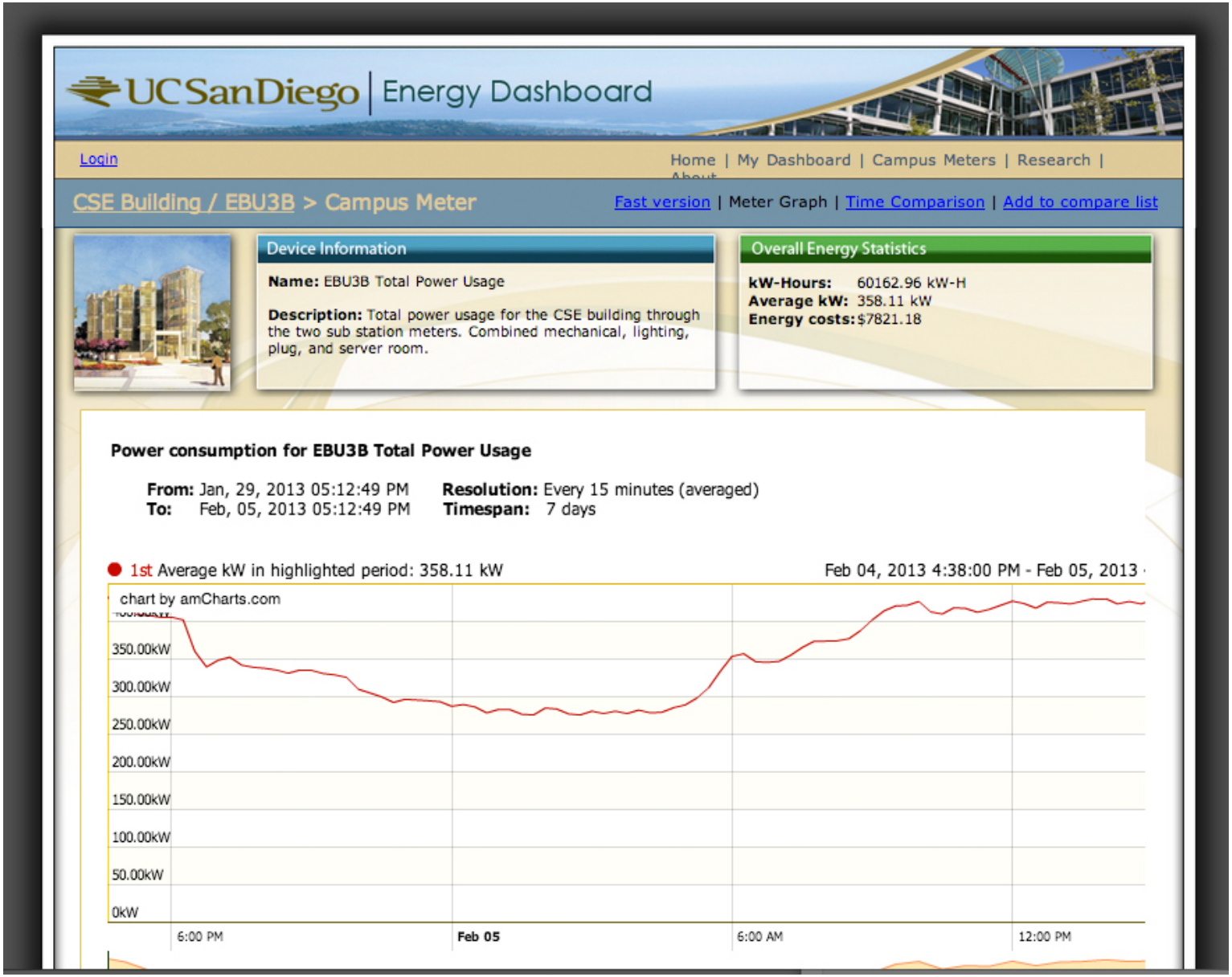
Goal: Intelligent Buildings

1. Deploy wireless sensor network
2. Model/estimator verification
3. Control design
4. Campus implementation



Libelium Waspmotes and Meshlium Gateway





energy.ucsd.edu

Fuse data from Dr. Yuvraj Agarwal's Energy Dashboard project

Summary of TCL work

1. Modeling
   - Aggregate dynamics via PDEs
   - Homogeneous vs. Heterogeneous
2. State Estimation
   - Boundary state measurements
   - PDE Backstepping Design
3. Parameter Identification
   - Multiple algorithms based on various measurement assumptions

Outline

1. Modeling and Estimation for Building Energy
   - Modeling Aggregations via PDEs
   - State Estimation
   - Parameter Identification
2. Electric Vehicles
3. Future

The Vehicle-to-Grid (V2G) Integration Problem

Needs: Resilient and sustainable energy/transportation infrastructure

The Vehicle-to-Grid (V2G) Integration Problem

Needs: Resilient and sustainable energy/transportation infrastructure

Obstacle: Unprecedented constraints and demands

The Vehicle-to-Grid (V2G) Integration Problem

Needs: Resilient and sustainable energy/transportation infrastructure

Obstacle: Unprecedented constraints and demands

Some Interesting Facts

Plug-in Electric Vehicles (PEVs)	Potentially dispatchable loads
	"carbitrage" opportunity
	Firm variable renewables

The Vehicle-to-Grid (V2G) Integration Problem

Needs: Resilient and sustainable energy/transportation infrastructure

Obstacle: Unprecedented constraints and demands

Some Interesting Facts

Plug-in Electric Vehicles (PEVs)	Potentially dispatchable loads
	"carbitrage" opportunity
	Firm variable renewables

The Punchline

Exploit flexibility of PEV charging to enhance efficiency across infrastructures

Modeling Aggregated PEVs

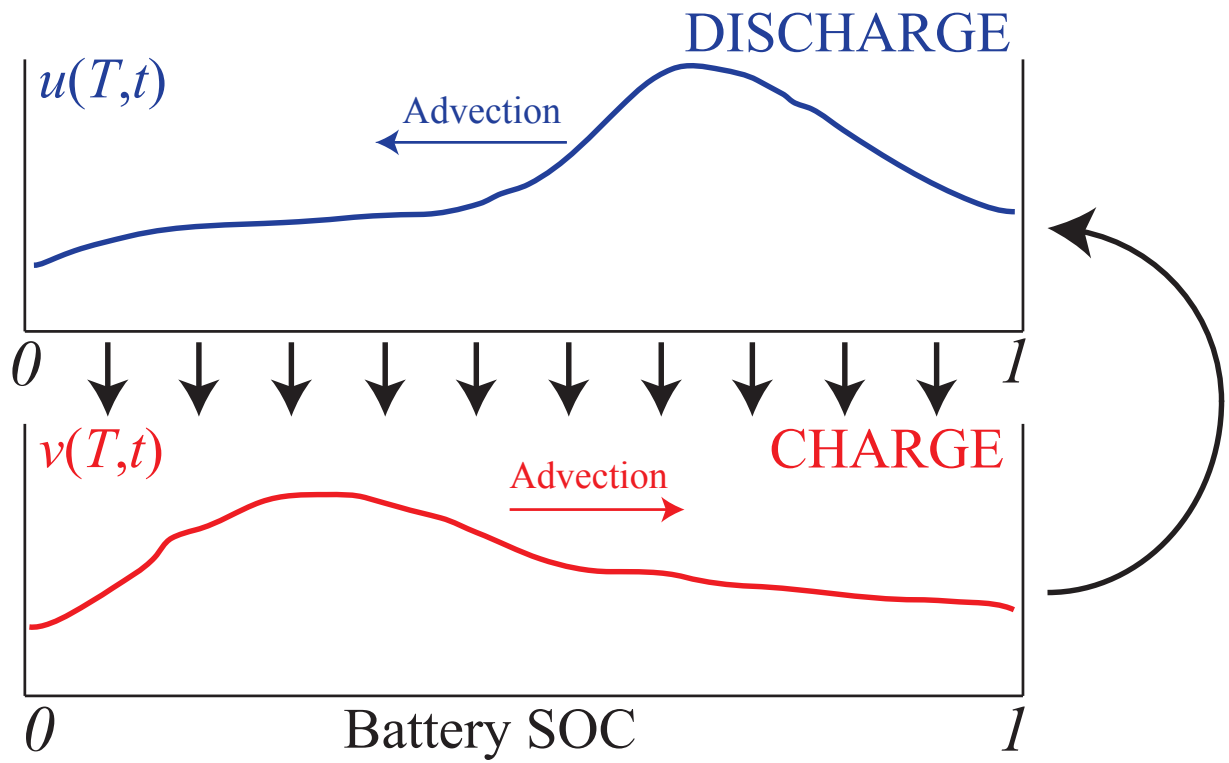
Main Idea: Mathematically model as coupled linear PDEs

$u(T,t)$	# PEVs / SOC, in DISCHARGE state, @ SOC x, time t
$v(T,t)$	# PEVs / SOC, in CHARGE state, @ SOC x, time t

Modeling Aggregated PEVs

Main Idea: Mathematically model as coupled linear PDEs

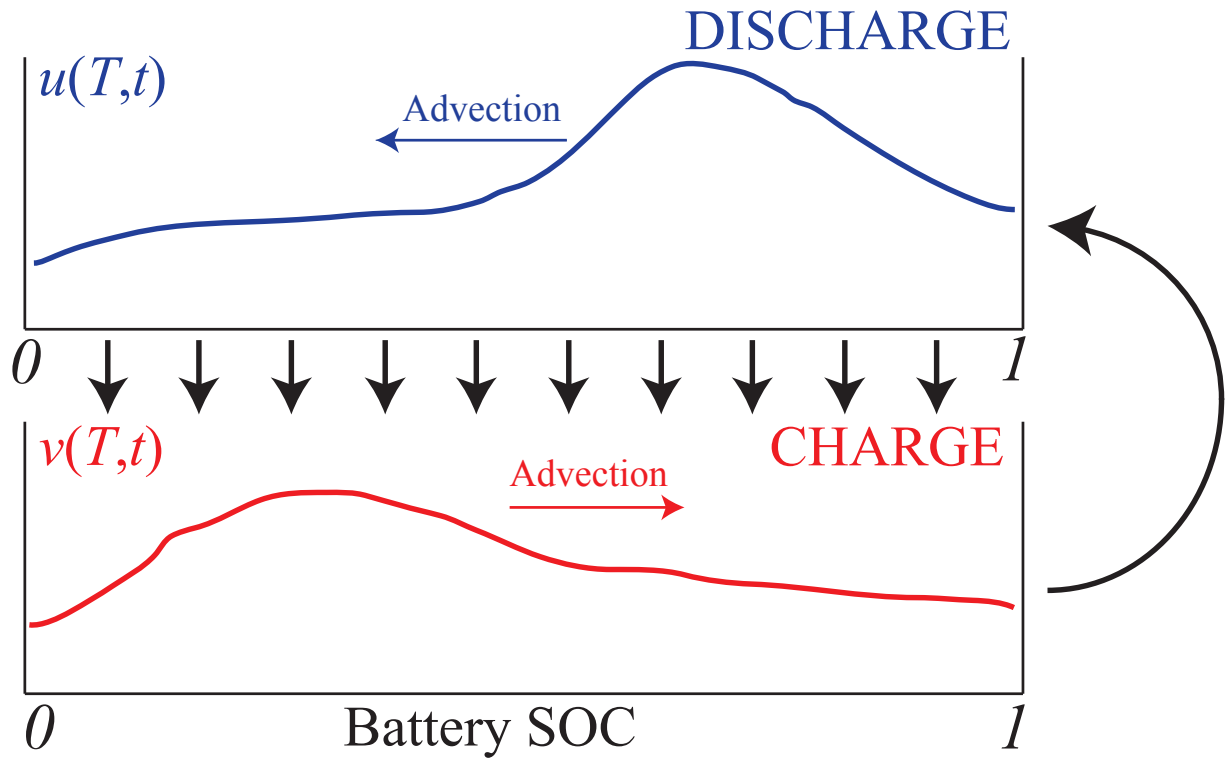
$u(T,t)$	# PEVs / SOC, in DISCHARGE state, @ SOC x, time t
$v(T,t)$	# PEVs / SOC, in CHARGE state, @ SOC x, time t



Modeling Aggregated PEVs

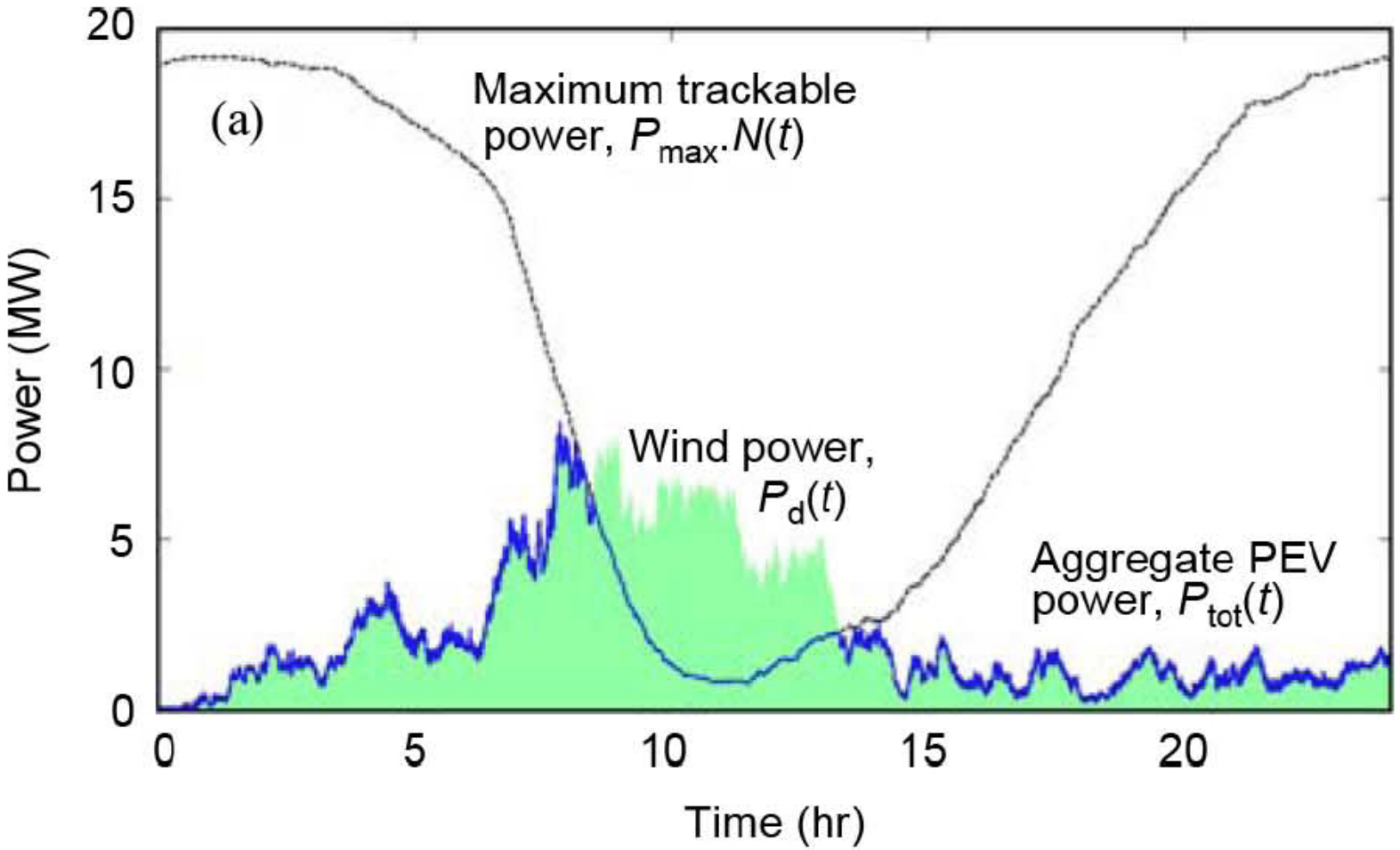
Main Idea: Mathematically model as coupled linear PDEs

$u(T,t)$	# PEVs / SOC, in DISCHARGE state, @ SOC x, time t
$v(T,t)$	# PEVs / SOC, in CHARGE state, @ SOC x, time t



Open Questions: Modeling, state estimation, control/optimization, implementation

Firm Renewables



Our Overarching Goal

A fundamental systems and controls science
for demand-side management.

Outline

1. Modeling and Estimation for Building Energy
   - Modeling Aggregations via PDEs
   - State Estimation
   - Parameter Identification
2. Electric Vehicles
3. Future

Future

Vision: A fundamental systems and controls science for demand-side management.

Open problems:

Future

Vision: A fundamental systems and controls science for demand-side management.

Open problems:
(1) Robust state estimation

$$u_t = \alpha\lambda(x)u_x + \alpha u + \beta u_{xx}$$
$$y(t) = u_x(1,t) + n(t)$$

Future

Vision: A fundamental systems and controls science for demand-side management.

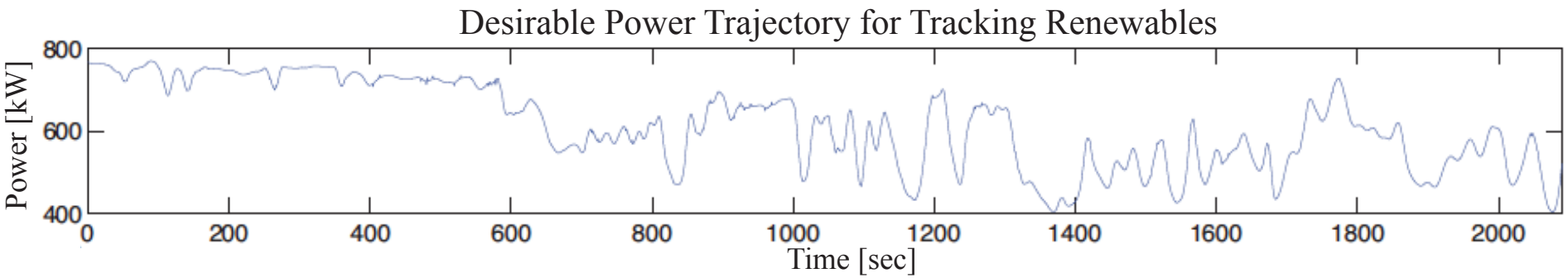
Open problems:
(1) Robust state estimation
(2) Simultaneous State & Parameter Estimation

$$
\begin{aligned}
u_t &= \alpha\lambda(x)u_x + \alpha u + \beta u_{xx} \\
v_t &= -\alpha\mu(x)v_x + \alpha v + \beta v_{xx} \\
u(1,t) &= q_1 v(1,t), \qquad u_x(0,t) = -v_x(0,t) \\
v(0,t) &= q_2 u(0,t), \qquad v_x(1,t) = -u_x(1,t)
\end{aligned}
$$

Future

Vision: A fundamental systems and controls science for demand-side management.

Open problems:
(1) Robust state estimation
(2) Simultaneous State & Parameter Estimation
(3) Reference Tracking Control via Temperature Setpoint Changes



Future

Vision: A fundamental systems and controls science for demand-side management.

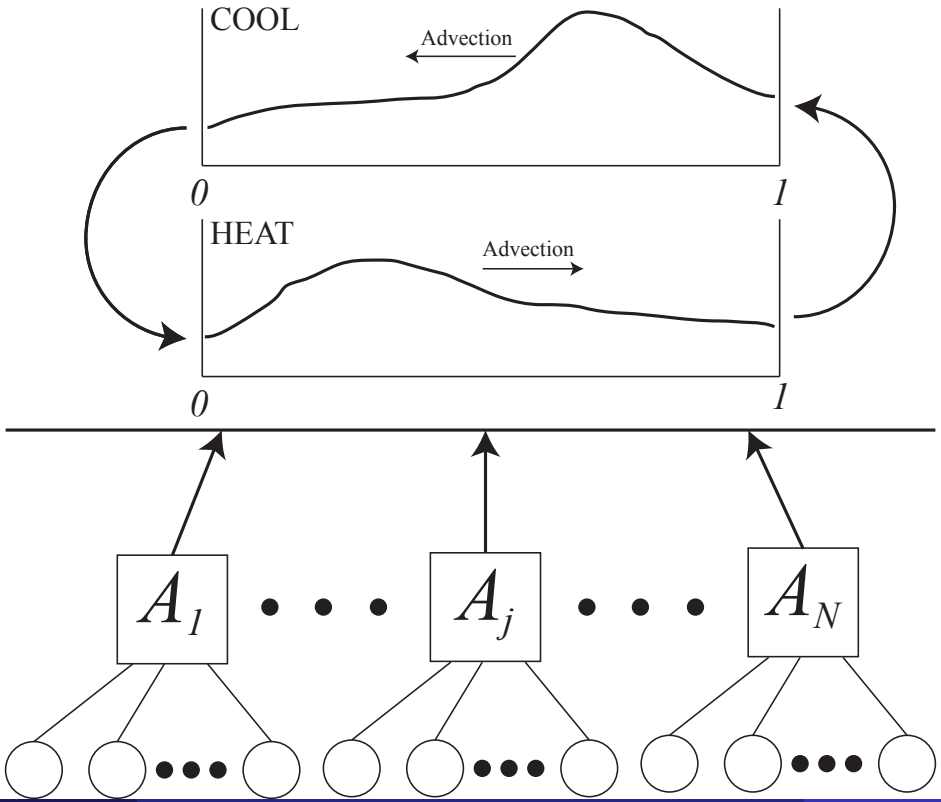
Open problems:

(1) Robust state estimation

(2) Simultaneous State & Parameter Estimation

(3) Reference Tracking Control via Temperature Setpoint Changes

(4) Hierarchical Control Architecture



Future

Vision: A fundamental systems and controls science for demand-side management.

Open problems:

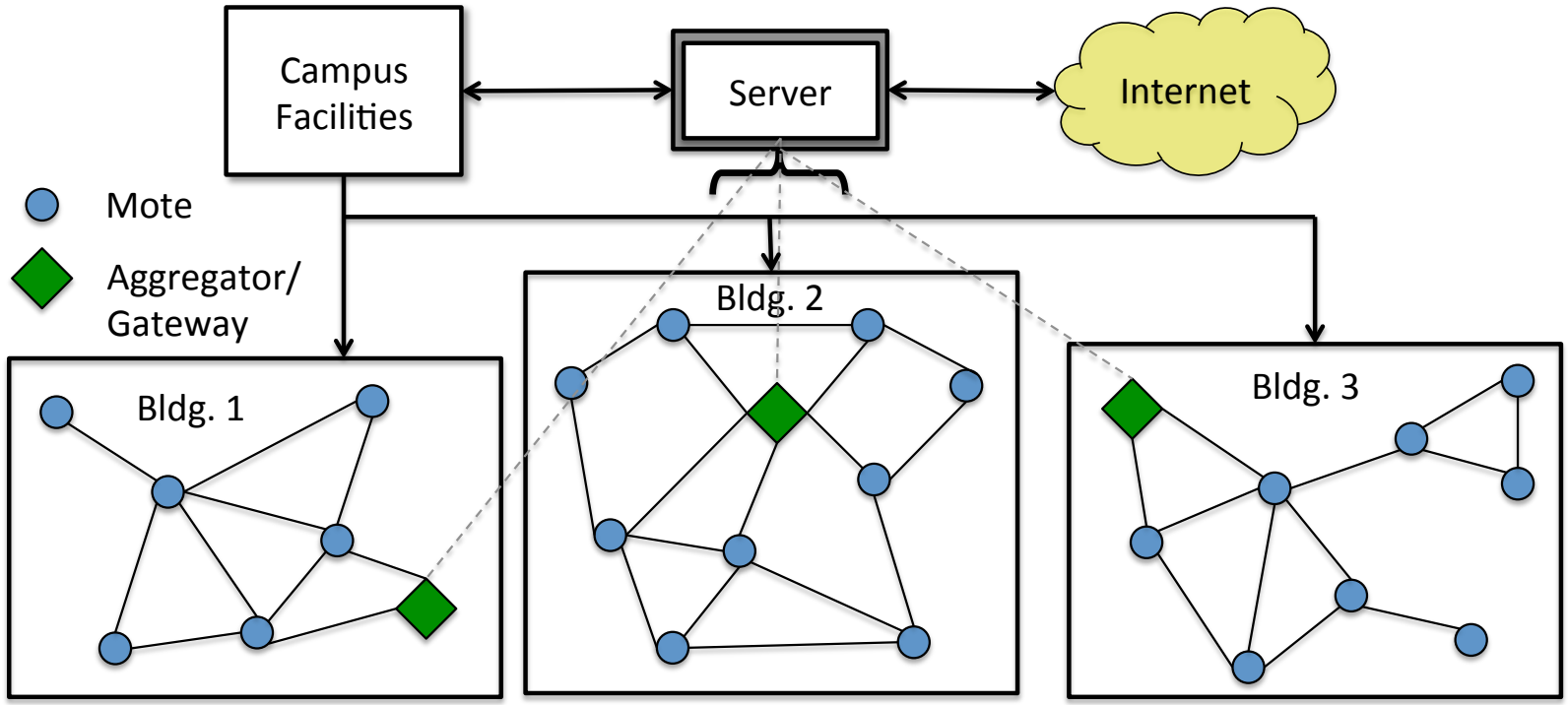
(1) Robust state estimation

(2) Simultaneous State & Parameter Estimation

(3) Reference Tracking Control via Temperature Setpoint Changes

(4) Hierarchical Control Architecture

(5) UC San Diego Campus Testbed




Future

Vision: A fundamental systems and controls science for demand-side management.

Open problems:
(1) Robust state estimation
(2) Simultaneous State & Parameter Estimation
(3) Reference Tracking Control via Temperature Setpoint Changes
(4) Hierarchical Control Architecture
(5) UC San Diego Campus Testbed
(6) Extensions to aggregated PEVs

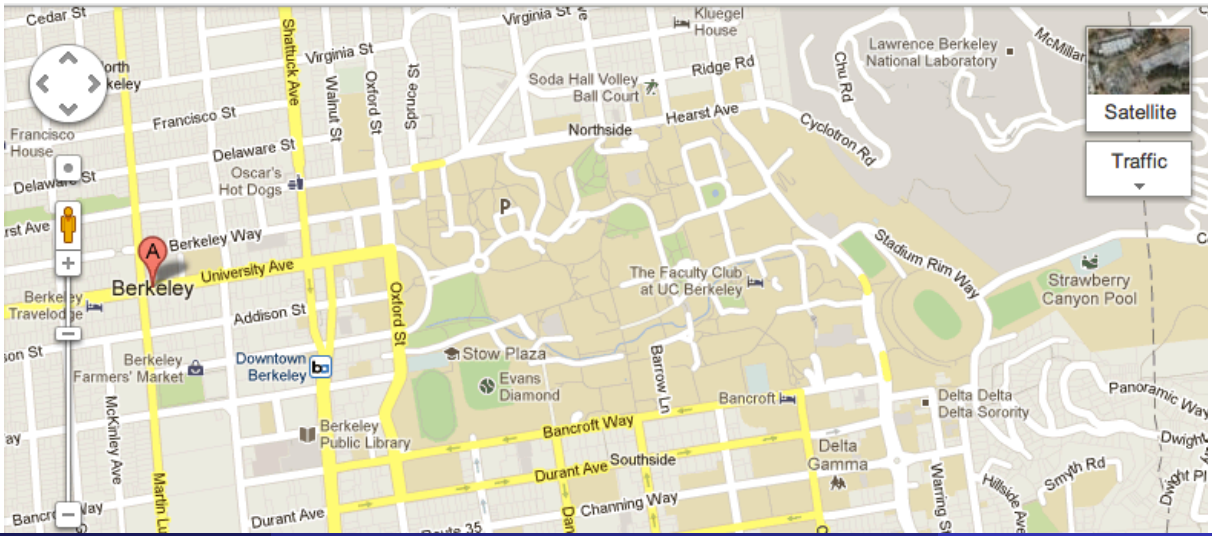
Course on Cyber Physical Systems











Tak mine venner!

Publications available at

http://flyingv.ucsd.edu/smoura/

smoura@ucsd.edu