# Integrating a Cyber Infrastructure with Physical Processes

Scott Moura

Assistant Professor | eCAL Director
University of California, Berkeley

Developing Intelligent Food, Energy, and Water Systems (DIFEWS) Workshop
Alumni House, UC Berkeley






# What is a Cyber Physical System (CPS)?

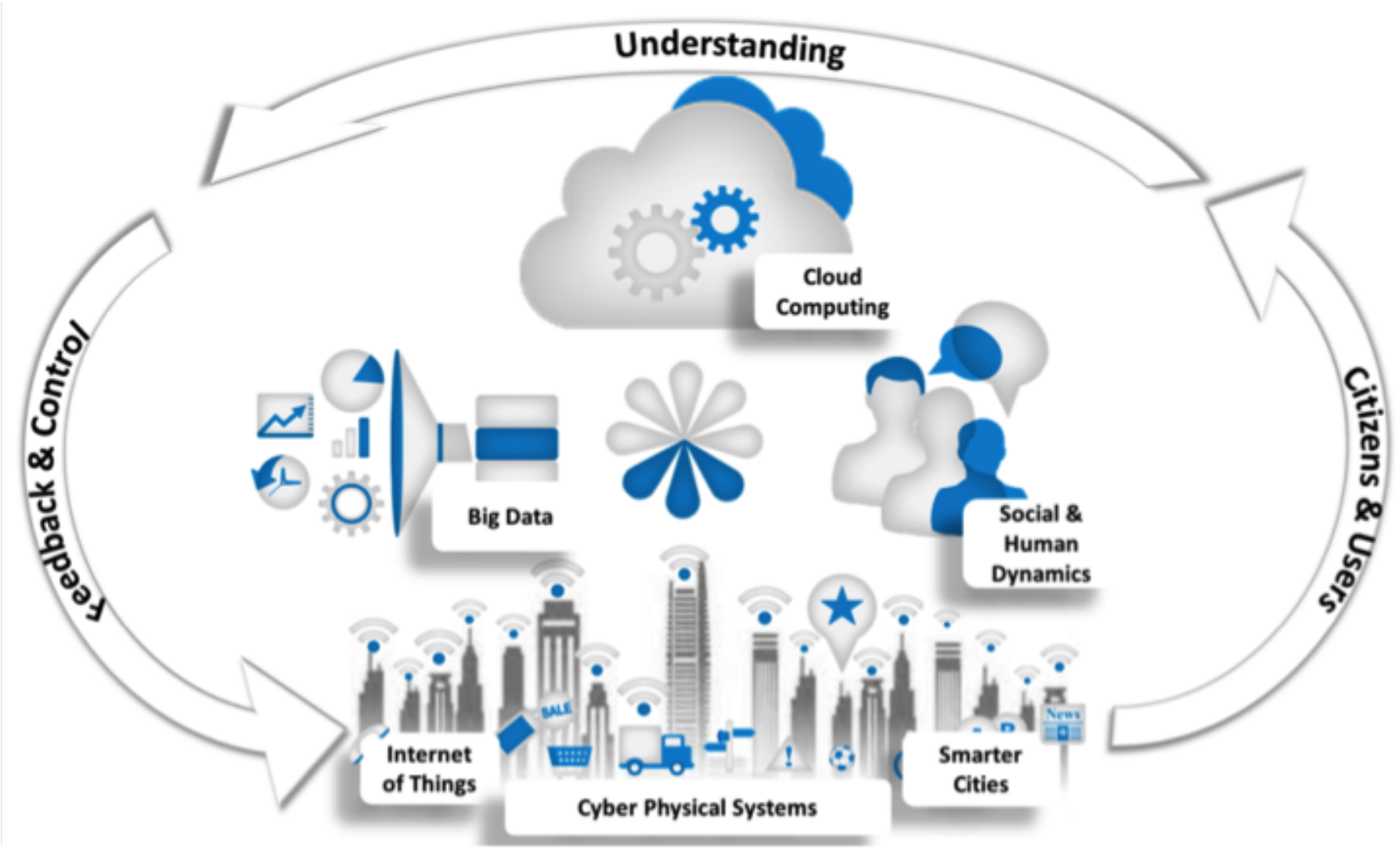
# What is a Cyber Physical System (CPS)?

*Integration of physical processes with networked computing*




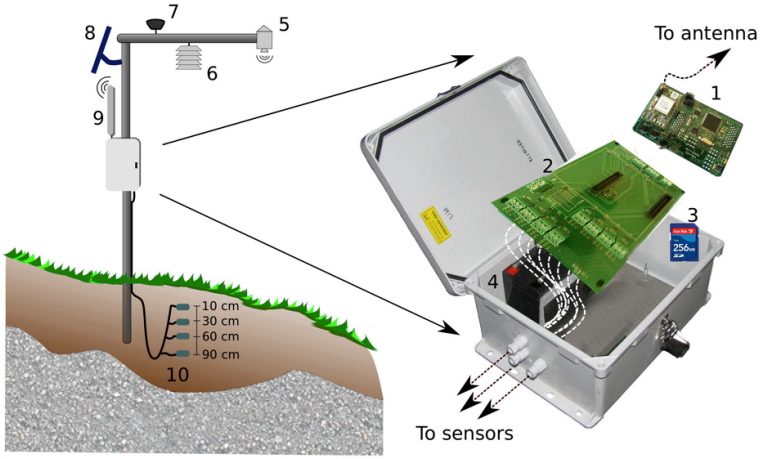
# What is a Cyber Physical System (CPS)?

*Sensing* $\rightarrow$ *Understanding* $\rightarrow$ *Managing*



# What is a Cyber Physical System (CPS)?














# What is a Cyber Physical System (CPS)?

*Five Pillars of CPS*

1. infrastructure systems;
2. sensing;
3. actuation;
4. connectivity;
5. data analysis;

# A History

**1949**

- Computers Created for Computation

**1973**

- Real-time computation

**1990s**

- Hybrid Systems

**~2006**


"CPS Instigators": Anstaklis, Krough, Lee, Mitter, Mok, Pappas, Rajkumar, Sastry, Stankovic, Sztipanovits, …

**Cyber Physical Systems**

# The Third Generation of Control Systems


## First Generation: Analog Control

- Technology: Feedback amplifiers
- Theory: Frequency domain analysis, Bode, Evans, Nyquist




## Second Generation: Digital Control

- Technology: Digital computers
- Theory: State-space design, optimal control, robust/adaptive control



## Third Generation: Networked Control

- Technology: Embedded microcontrollers (98%+ of all computers)
- Theory: Communication, Computation, Control, Privacy, Security, Safety/Reliability, Scalability



# FUNDAMENTAL CHALLENGES OF CPS

# Fundamental Challenges of CPS

a non-exclusive list

1. **Architecture**
2. **Verification & Certification**
3. **Reliability**
4. **Cybersecurity**
5. **Scalability**
6. **Modularity**

# Fundamental Challenges of CPS

a non-exclusive list

1. **Architecture**
   - design interconnected control, communication, computation, and physical systems that are efficient & flexible
2. **Verification & Certification**
3. **Reliability**
4. **Cybersecurity**
5. **Scalability**
6. **Modularity**

# Fundamental Challenges of CPS

a non-exclusive list

1. **Architecture**
2. **Verification & Certification**
   - enable rapid testing and ensure reliable performance, functionality, & safety
3. **Reliability**
4. **Cybersecurity**
5. **Scalability**
6. **Modularity**

# Fundamental Challenges of CPS

a non-exclusive list

1. **Architecture**
2. **Verification & Certification**
3. **Reliability**
   - maintain safe operation & functionality in the face of disturbances or faults
4. **Cybersecurity**
5. **Scalability**
6. **Modularity**

# Fundamental Challenges of CPS

a non-exclusive list

1. **Architecture**
2. **Verification & Certification**
3. **Reliability**
4. **Cybersecurity**
   - guard against malicious attacks
5. **Scalability**
6. **Modularity**

# Fundamental Challenges of CPS

a non-exclusive list

1. **Architecture**
2. **Verification & Certification**
3. **Reliability**
4. **Cybersecurity**
5. **Scalability**
   - capably handle increasing numbers of sensors, actuators, data, nodes, etc.
6. **Modularity**


# Fundamental Challenges of CPS

a non-exclusive list

1. **Architecture**
2. **Verification & Certification**
3. **Reliability**
4. **Cybersecurity**
5. **Scalability**
6. **Modularity**
   - enables efficient assembly of CPS from constituent elements


# EXAMPLES OF TRANSFORMATIVE INNOVATIONS WHEN ADDING A CYBER LAYER

# Retail





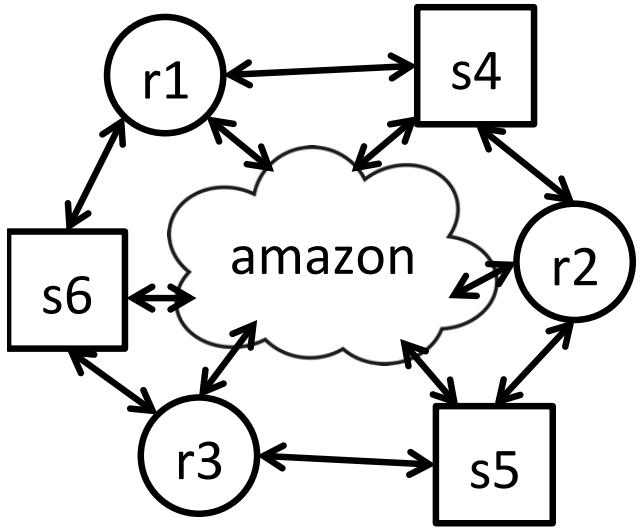

# Retail











# Mobility






# Mobility



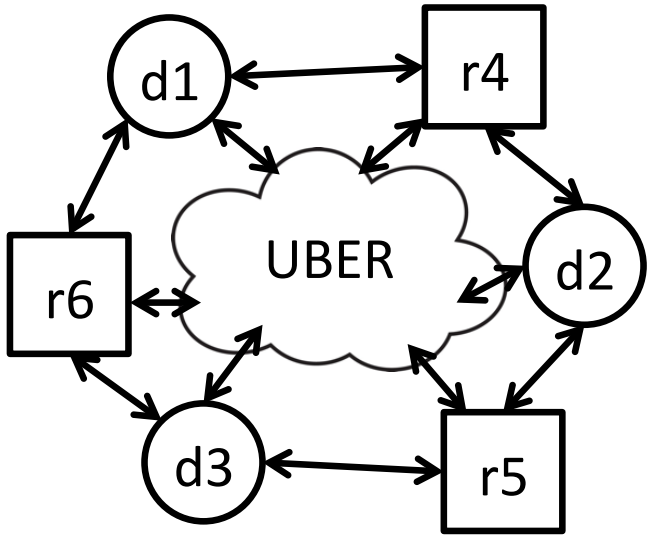



Cyber

UBER

Physical



# Social Interaction



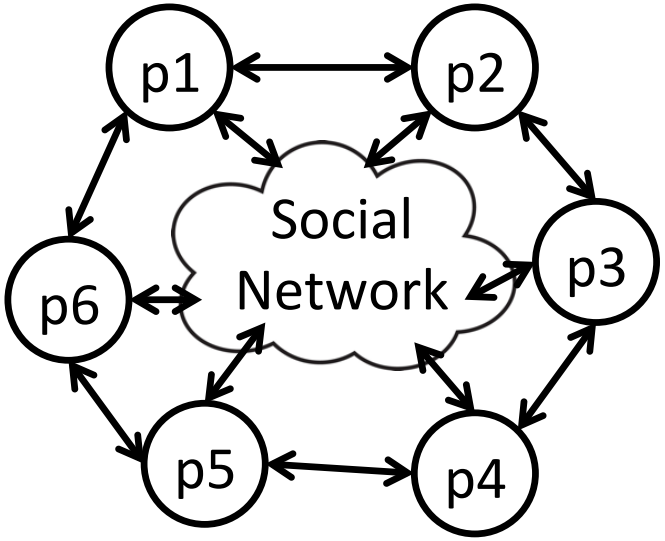


# Social Interaction








# CPS CASE STUDIES:

## Smart Agriculture Systems



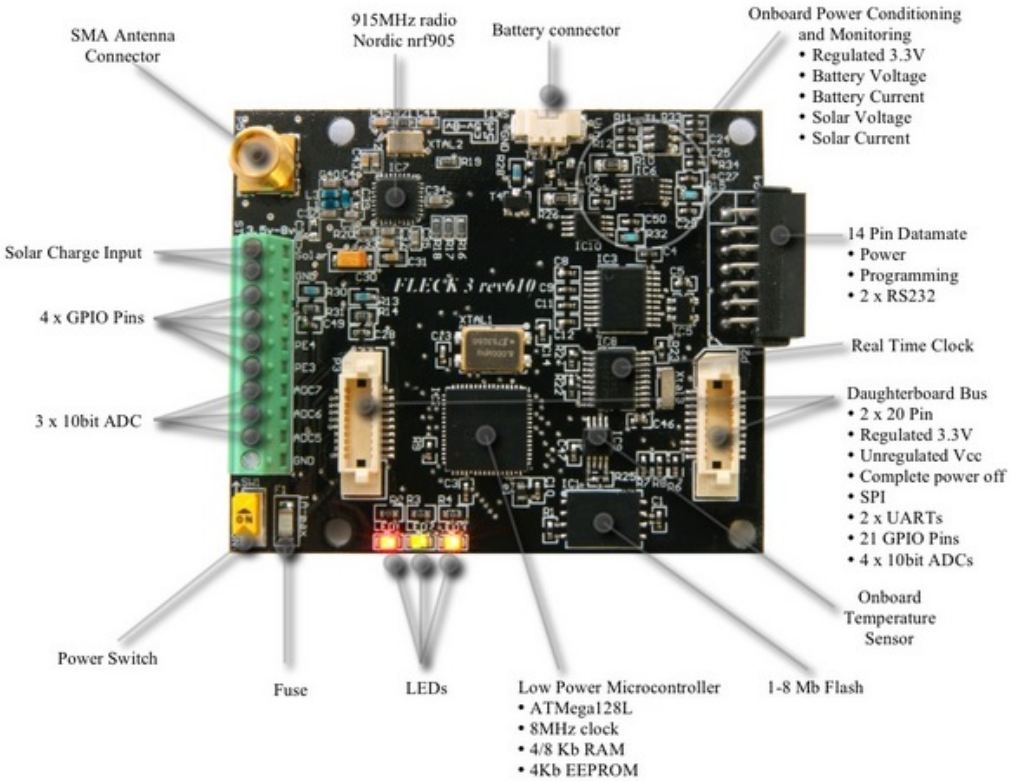
UC Davis Professor Shrini Upadhyaya's sensor to assess plant stress.

Photo credit: Diane Nelson

# Sensor Networks for Pasture Monitoring

T. Wark, P. Corke, P. Sikka, L. Klingbeil, Y. Guo, C. Crossman, P. Valencia, D. Swain, G. Bishop-Hurley, IEEE Pervasive Computing

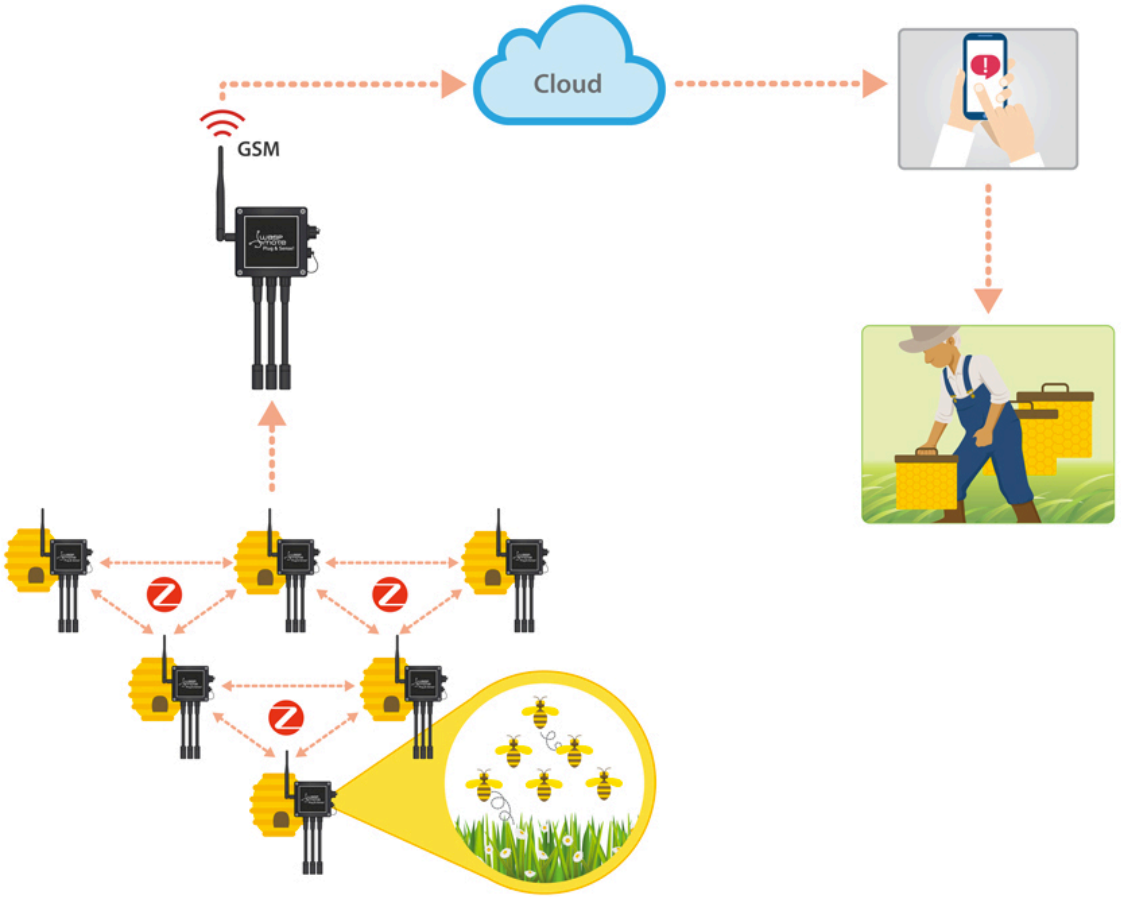


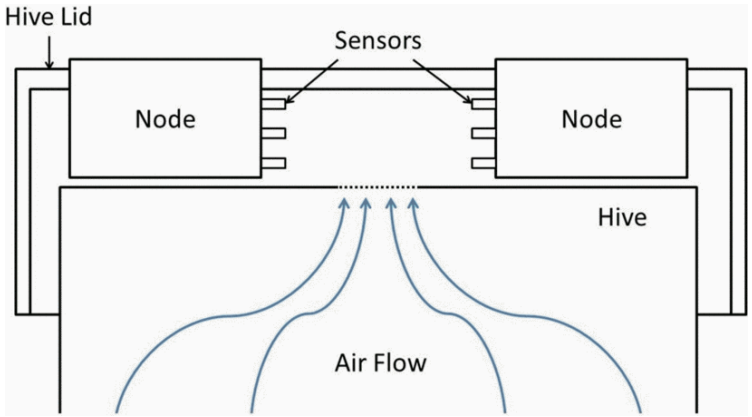



http://www.sensornets.csiro.au/deployments/684

# Smart Beehives

F. E. Murphy, E. Popovici, P. Whelan, and Michele Magno,
*IEEE Instrumentation and Measurement Technology Conference*





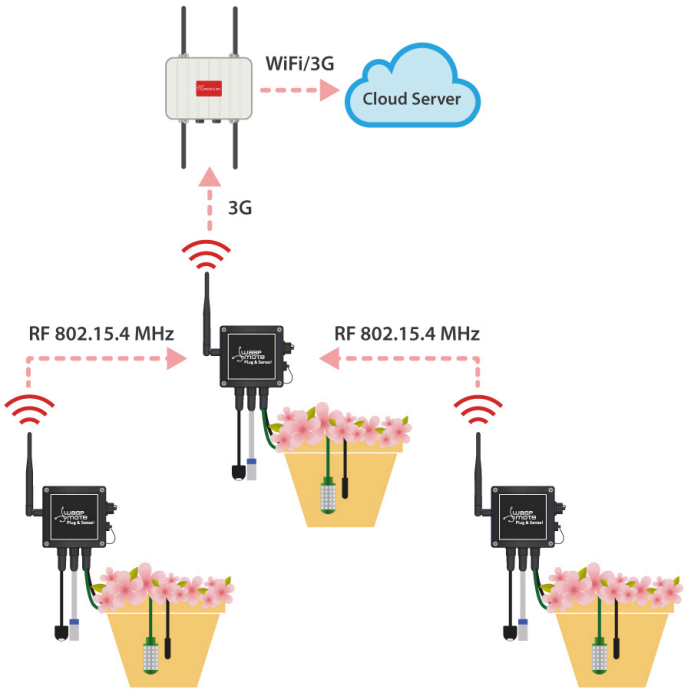

Winners of IBM Students for a Smarter Planet Competition

# Greenhouse Monitoring and Irrigation

## Flores en la Mesa y Libelium







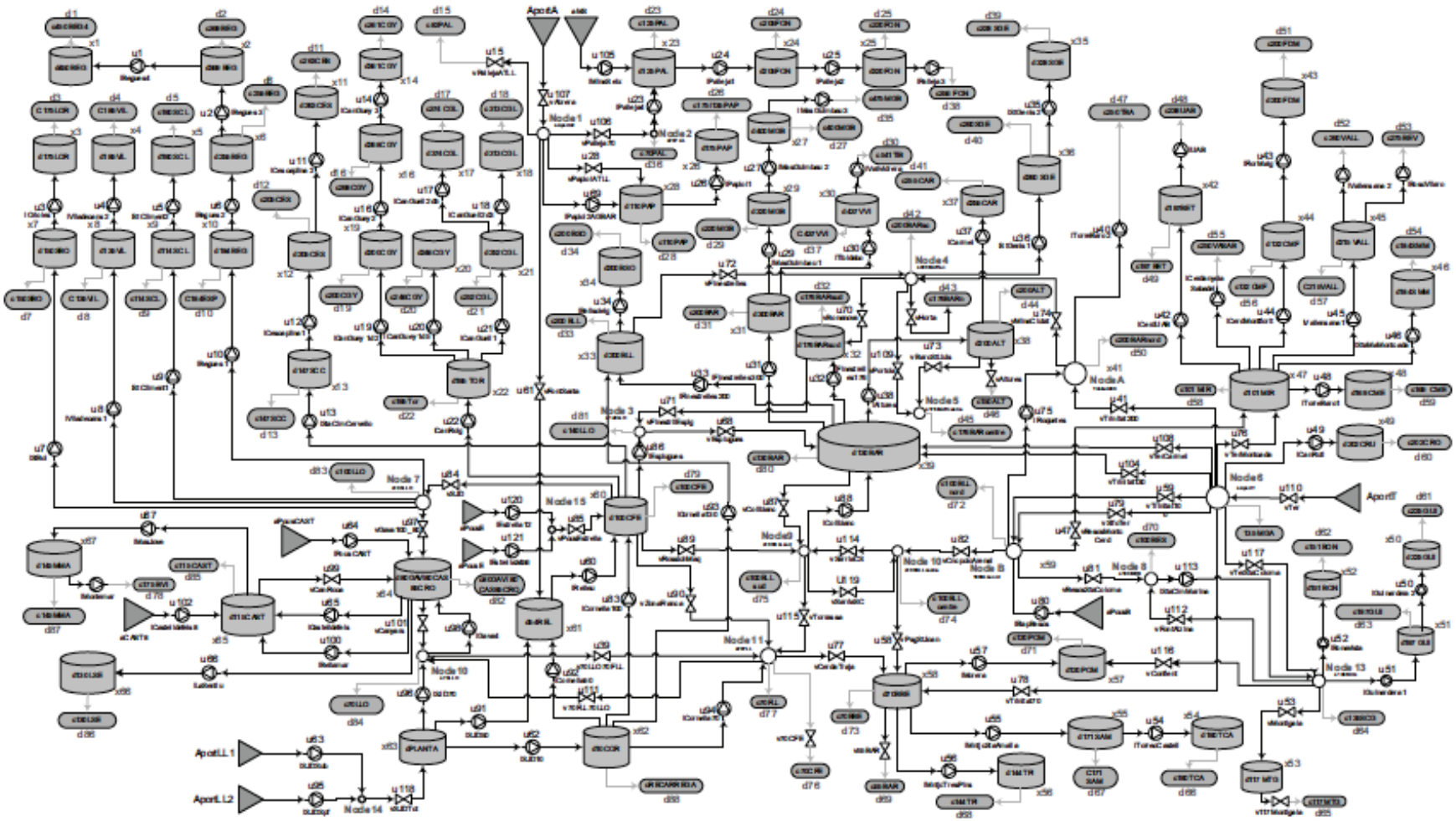

# CPS CASE STUDY:

## Distributed Control of Barcelona's Water Network

Pavel Trnka, Jaroslav Pekar, Vladimir Havlena, IFAC 2011



# Barcelona's Water Distribution Network



Covers 425 $km^2$, total length of 4470 km, 237.7 $hm^3$ of water to 2.8M inhabitants.

There are 67 tanks, 10 water sources, 111 valves / pumps, 88 points of water consumption and 15 complex nodes. [Trnka, Pekar, Havlena, IFAC2011]

# Problem Statement

## Objective

Manage water flow between supply and demand to minimize pumping costs, in the face of changes to network topology (ruptures), typical daily/weekly profiles, as well as major shifts in supply/demand.

**Physical System:** Water distribution network, comprised of sources, tanks, consumption points, valves & pumps.

**Sensors:** Smart water meters, tank levels, metrological forecasts.

**Actuators:** Valves & pumps.

**Data Analysis:** Map demand, & supply to valve positions & pumping rates.

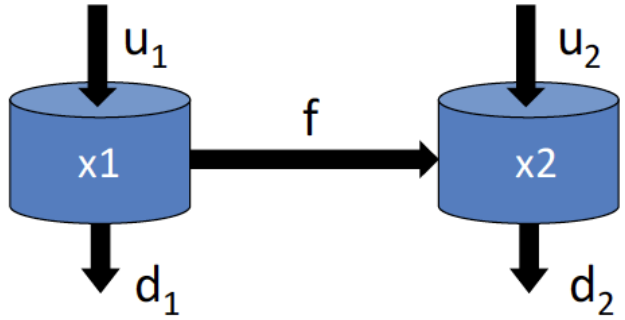
# Distributed Optimization

Centralized Problem:

$$\min_{u_1,u_2,f} \; J(u_1,u_2,f)$$
$$\text{s. to:} \quad u_i \in \mathcal{U}_i, \; f \in \mathcal{F}$$

Separable Objective:

$$\min_{u_1,u_2,f} \; J(u_1,f) + J(u_2,f)$$
$$\text{s. to:} \quad u_i \in \mathcal{U}_i, \; f \in \mathcal{F}$$




$d_1, d_2$ : demand
$u_1, u_2$ : pumped supply
$x_1, x_2$ : tank water level
$f$ : pumping between tanks

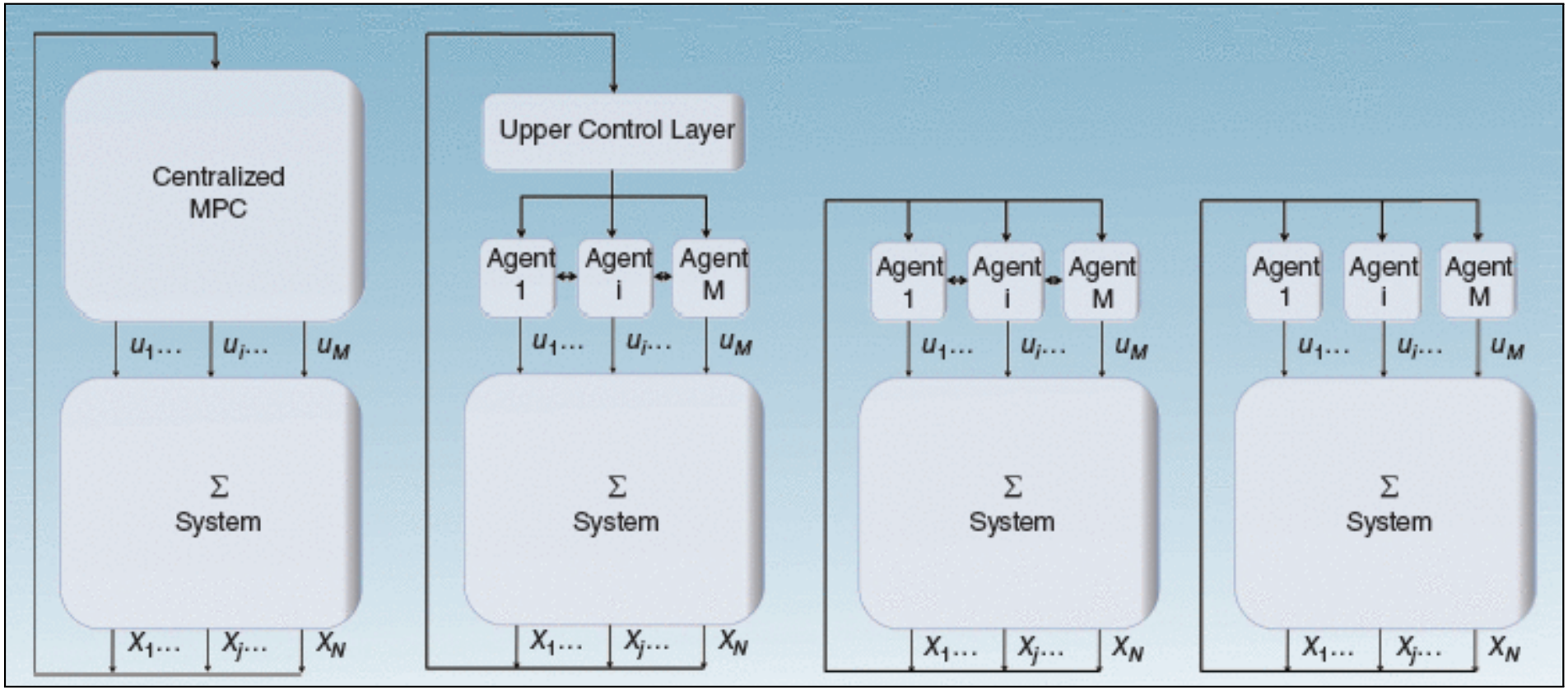
Create a Consensus Variable:

| | |
|---|---|
| $\min_{u_1,f_1} \; J(u_1,f_1)$ | $\min_{u_2,f_2} \; J(u_2,f_2)$ |
| s. to: $f_1 = f_2$, | s. to: $f_1 = f_2$, |
| $u_1 \in \mathcal{U}_1, \; f_1 \in \mathcal{F}$ | $u_2 \in \mathcal{U}_2, \; f_2 \in \mathcal{F}$ |

Voilá! Each node optimizes her own cost, while seeking consensus on shared variable $f$.

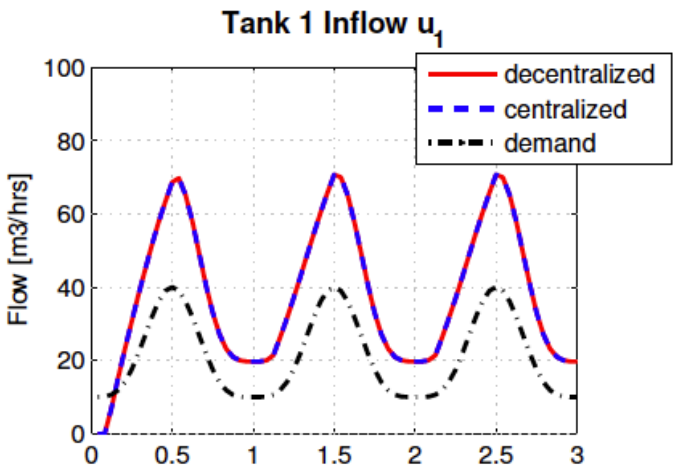
# Control Architectures

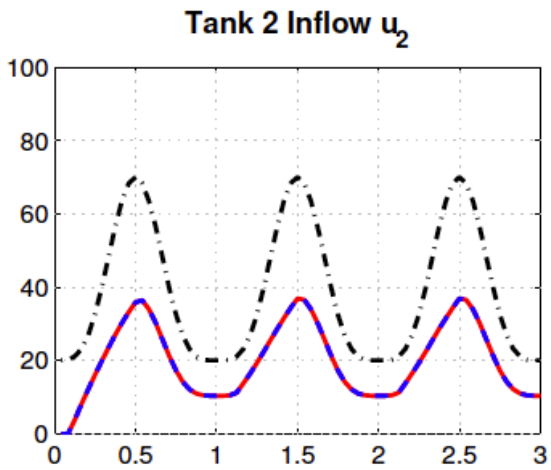
[Negenborn and Maestre, 2014]

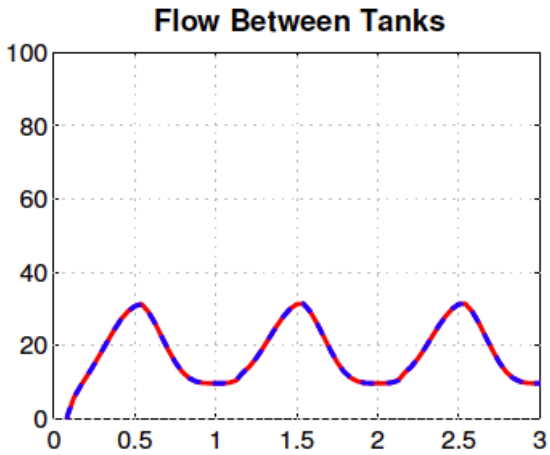


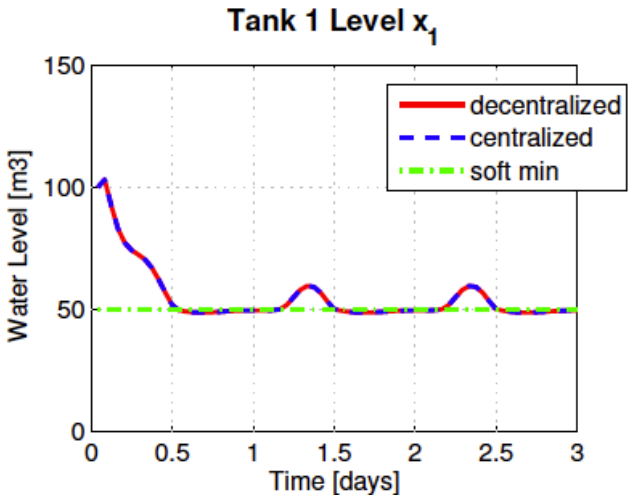

Centralized Hierarchical Distributed Distributed Decentralized

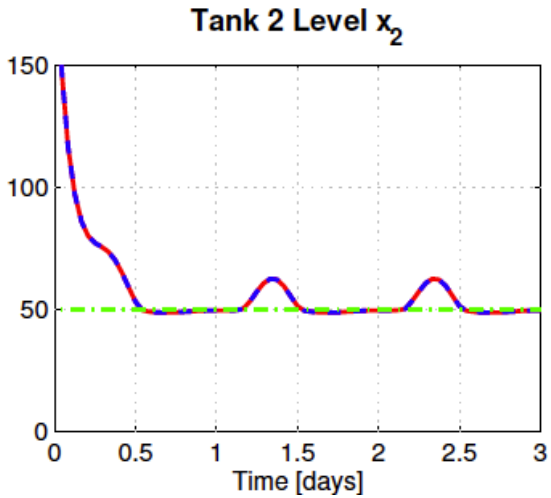
# Certified Optimality



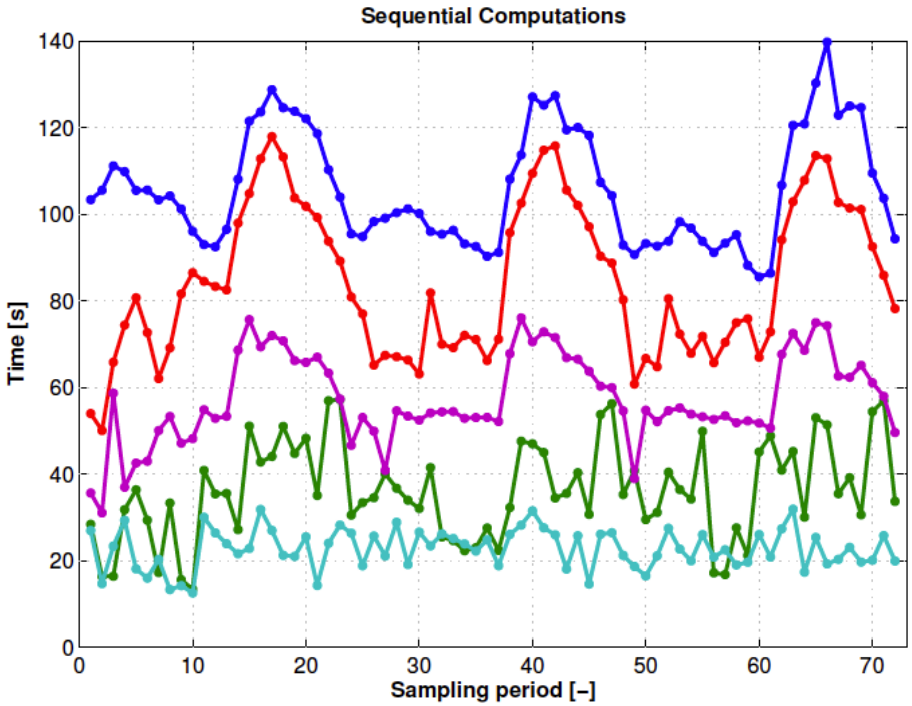



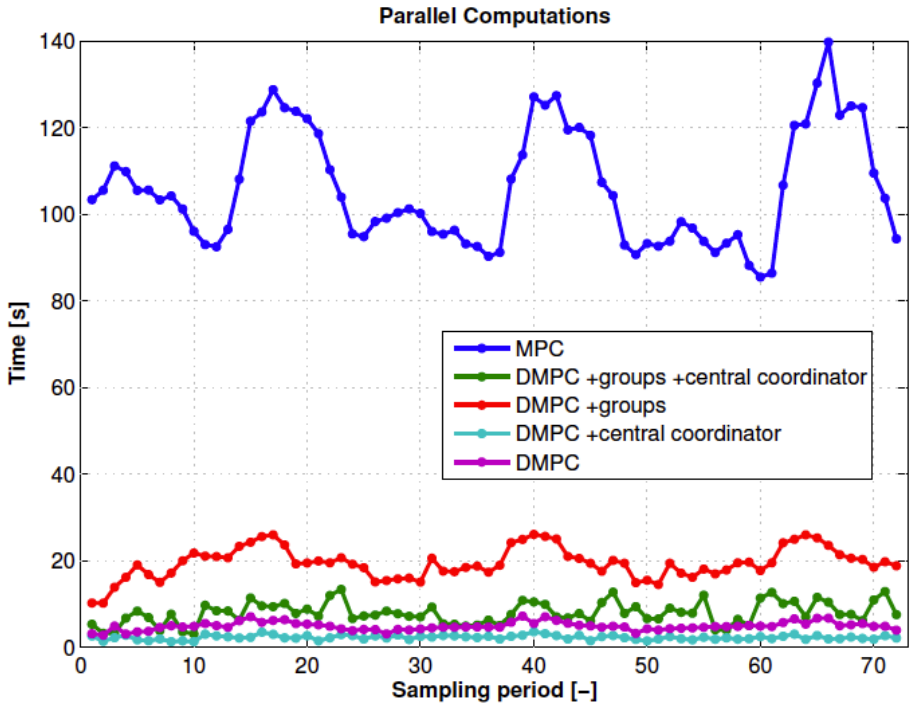



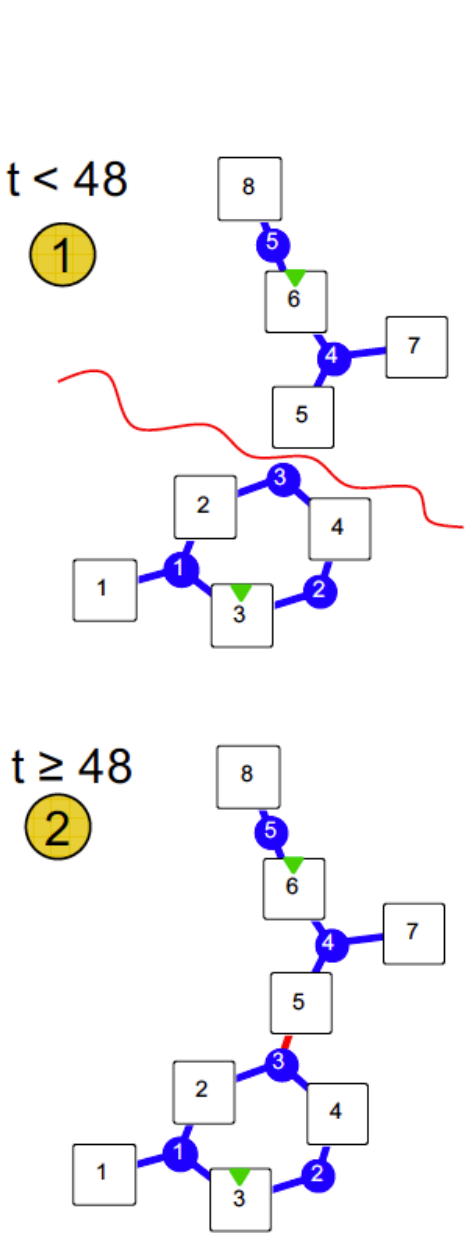



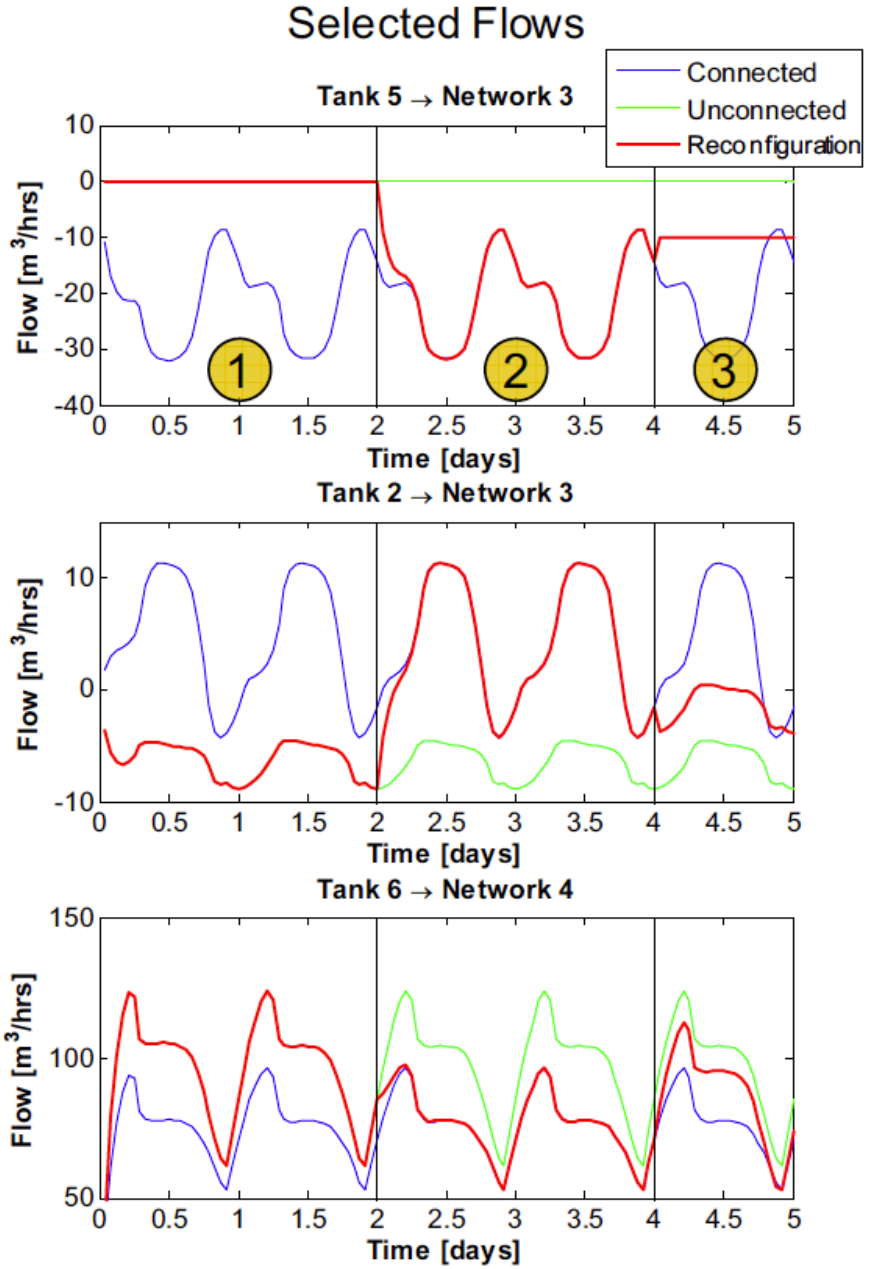
# Computational Scalability



# Modularity


t < 48
1
8
5
6
7
4
5
2
3
4
1
2
3
t ≥ 48
2
8
5
6
7
4
5
2
3
4
1
2
3


Selected Flows
Connected
Unconnected
Reconfiguration
Tank 5 → Network 3
Flow [m 3/hrs]
Time [days]
1
2
3
Tank 2 → Network 3
Flow [m 3/hrs]
Time [days]
Tank 6 → Network 4
Flow [m 3/hrs]
Time [days]

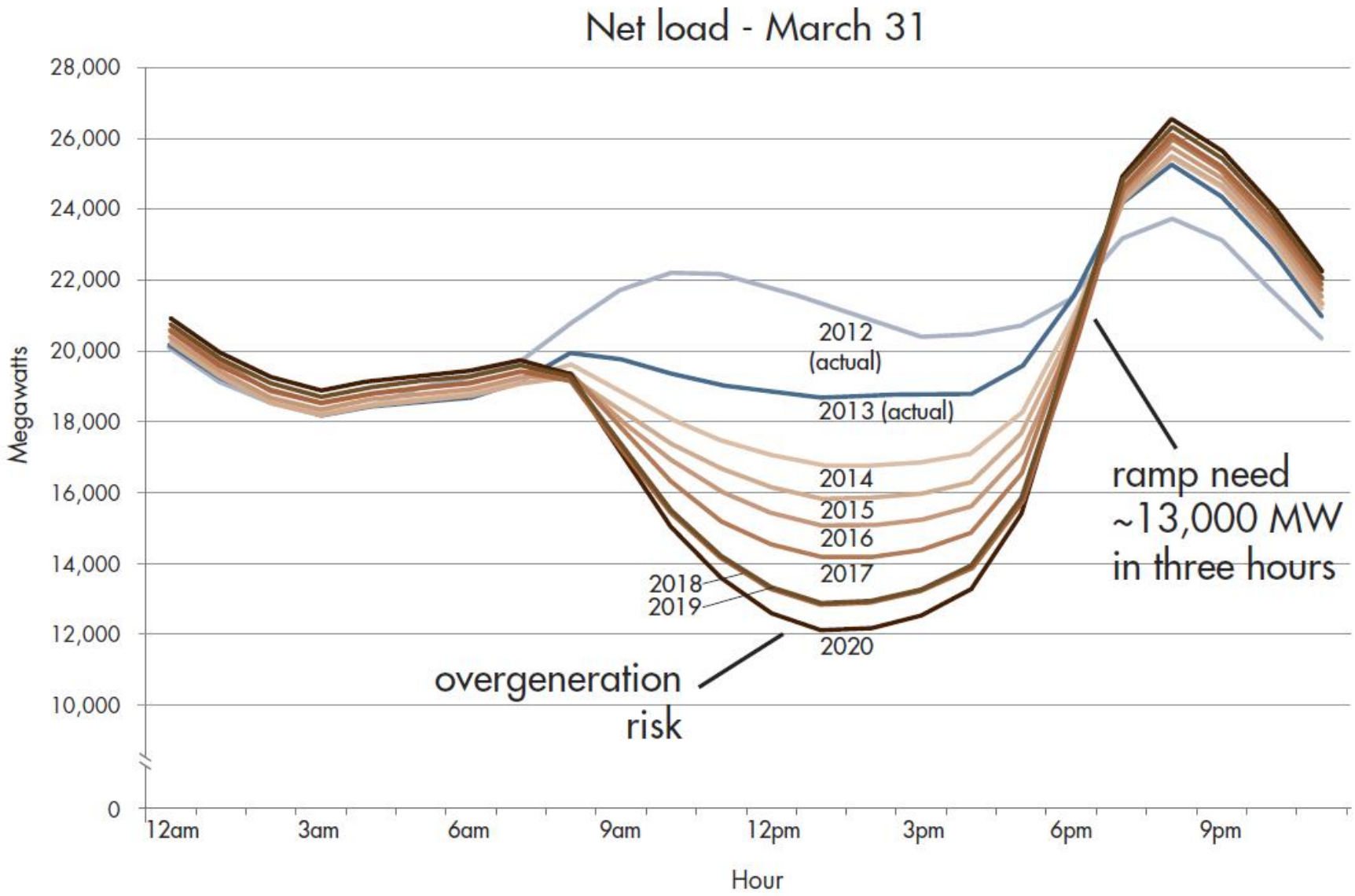
# CPS CASE STUDY:

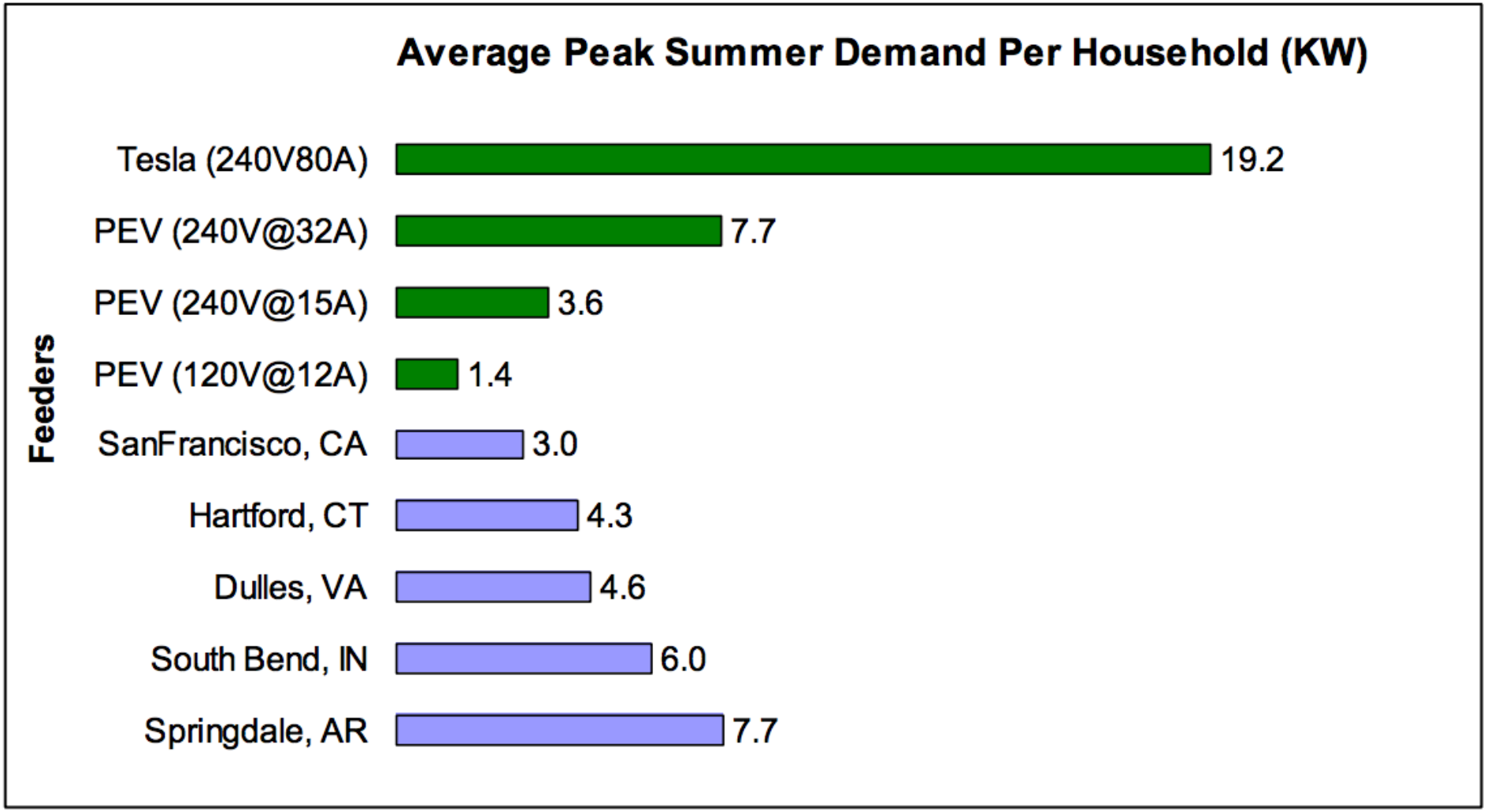
## Distributed Optimal Charging of EVs for Load Shaping

with Caroline Le Floch, Francois Belletti, Samveg Saxena, and Alexandre Bayen

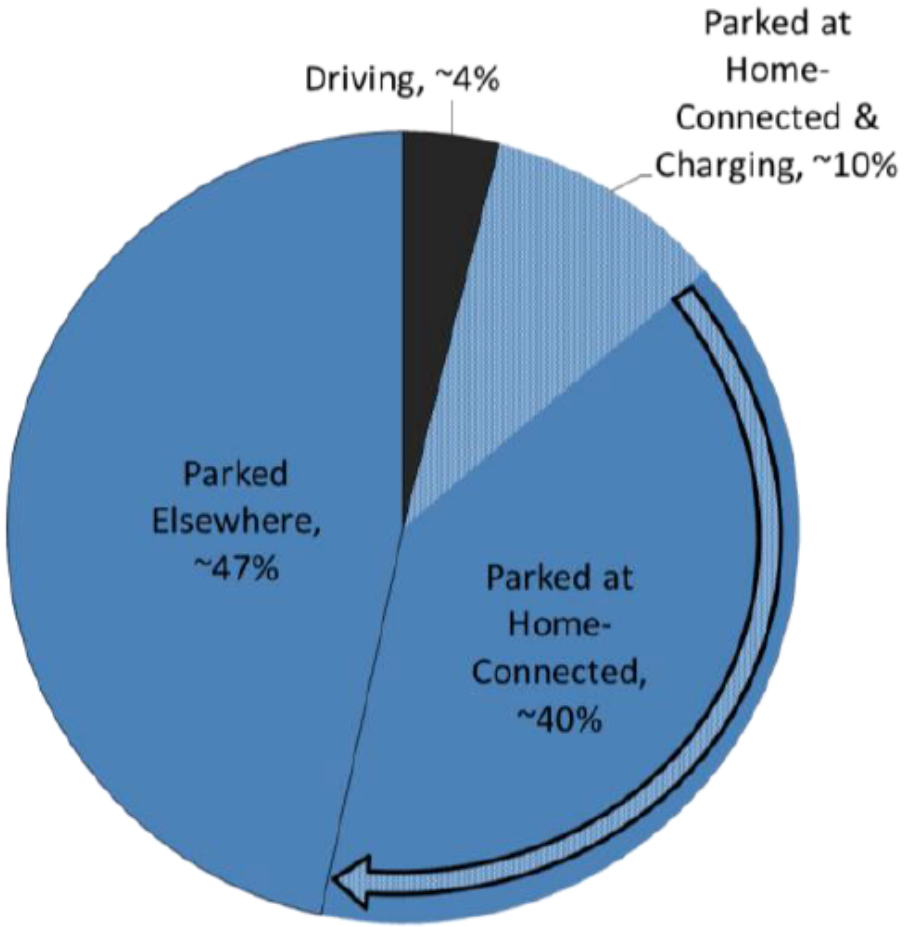


# The duck curve shows steep ramping needs and overgeneration risk




Average Peak Summer Demand Per Household (KW)
Feeders
Tesla (240V80A)
19.2
PEV (240V@32A)
7.7
PEV (240V@15A)
3.6
PEV (120V@12A)
1.4
SanFrancisco, CA
3.0
Hartford, CT
4.3
Dulles, VA
4.6
South Bend, IN
6.0
Springdale, AR
7.7

# PEV Energy Storage: How much, when, and where?




Estimated percent of time PEVs spend by location and activity.

A. Langton and N. Crisostomo, “Vehicle-grid integration: A vision for zero-emission transportation interconnected throughout Californias electricity system,” California Public Utilities Commission, Tech. Rep. R. 13-11-XXX, 2013.

# Problem Statement

## Objective

Optimally charge/discharge all PEVs in California to flatten the “Duck Curve,” in the face of varying net demand and personal mobility requirements.

**Physical System:** Population of PEVs.

**Sensors:** PEV battery charge levels, and energy requirements for mobility.

**Actuators:** Electric vehicle charge stations.

**Data Analysis:** Map net demand & mobility requirements to charging schedules for each PEV.

# Optimal PEV Aggregator Problem

$$\min_{u} \quad \sum_{t=1}^{T} \left( D^t + \sum_{n=1}^{N} u_n^t \right)^2$$

$$\text{s. to} \quad (1 - R_n)^T u_n = 0, \qquad \forall n, \ \forall t$$

$$\underline{P}_n^t \leq u_n^t \leq \overline{P}_n^t, \qquad \forall n, \ \forall t$$

[Battery Storage Dynamics]

**A Quadratic Program (QP)**

$T \times N$ optimization variables

$T \times N$ linear equality constraints

$4T \times N$ linear inequality constraints

# Optimal PEV Aggregator Problem

$$\min_{u} \quad \sum_{t=1}^{T} \left( D^t + \sum_{n=1}^{N} u_n^t \right)^2$$

$$\text{s. to} \quad (1 - R_n)^T u_n = 0, \qquad \forall n, \ \forall t$$

$$\underline{P}_n^t \leq u_n^t \leq \overline{P}_n^t, \qquad \forall n, \ \forall t$$

[Battery Storage Dynamics]

| | |
|---|---|
| **A Quadratic Program (QP)** | 100K EVs*, 24 hrs |
| $T \times N$ optimization variables | 2.4M |
| $T \times N$ linear equality constraints | 2.4M |
| $4T \times N$ linear inequality constraints | 9.6M |

*cumulative PEVs sold in CA by mid-2014

# Optimal PEV Aggregator Problem

$$\min_{u} \quad \sum_{t=1}^{T} \left( D^t + \sum_{n=1}^{N} u_n^t \right)^2$$

$$\text{s. to} \quad (1 - R_n)^T u_n = 0, \qquad \forall n, \ \forall t$$

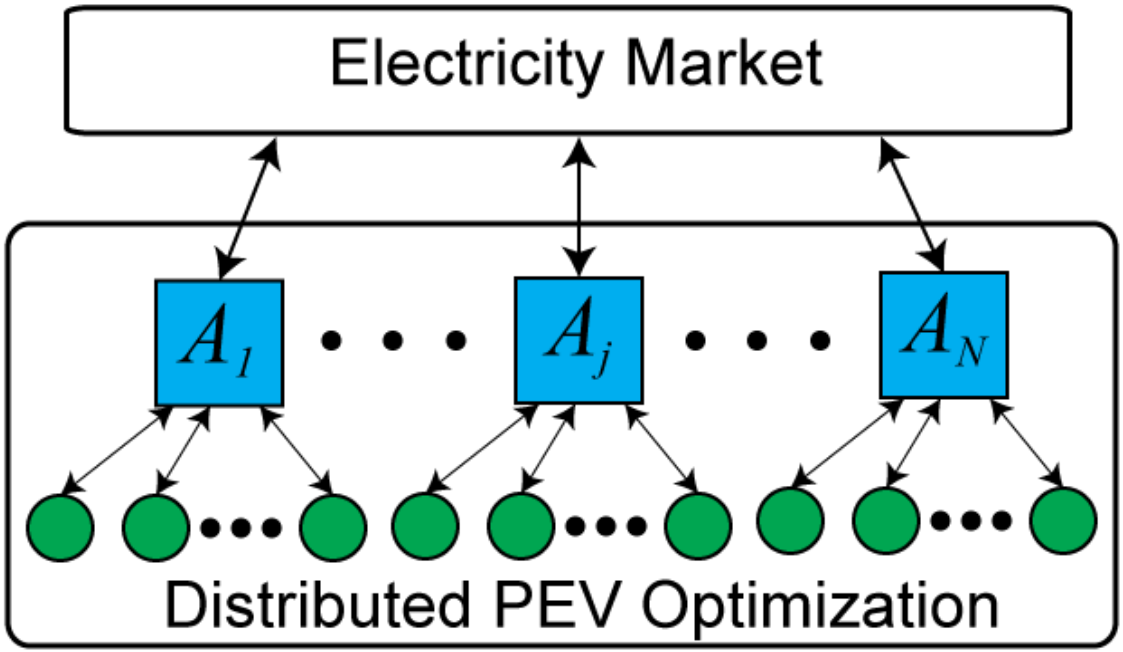
$$\underline{P}_n^t \leq u_n^t \leq \overline{P}_n^t, \qquad \forall n, \ \forall t$$

[Battery Storage Dynamics]

| | |
|---|---|
| **A Quadratic Program (QP)** | 1.5M EVs*, 24 hrs |
| $T \times N$ optimization variables | 32M |
| $T \times N$ linear equality constraints | 32M |
| $4T \times N$ linear inequality constraints | 144M |

*Gov. Brown 2025 ZEV Goal

# Distributed Optimization via Dual Splitting




$$\max_{\mu} \frac{-\|\mu\|^2}{4} + \mu^T D \quad + \quad \sum_n \min_{u_n} \mu^T u_n + \sigma \|u_n\|^2$$

$$\text{s. to} \quad L_n \leq B u_n \leq M_n$$

$$A_n u_n = 0$$

$\mu$ is time-varying price incentive uniformly provided to each PEV owner.

# Distributed Optimization via Dual Splitting

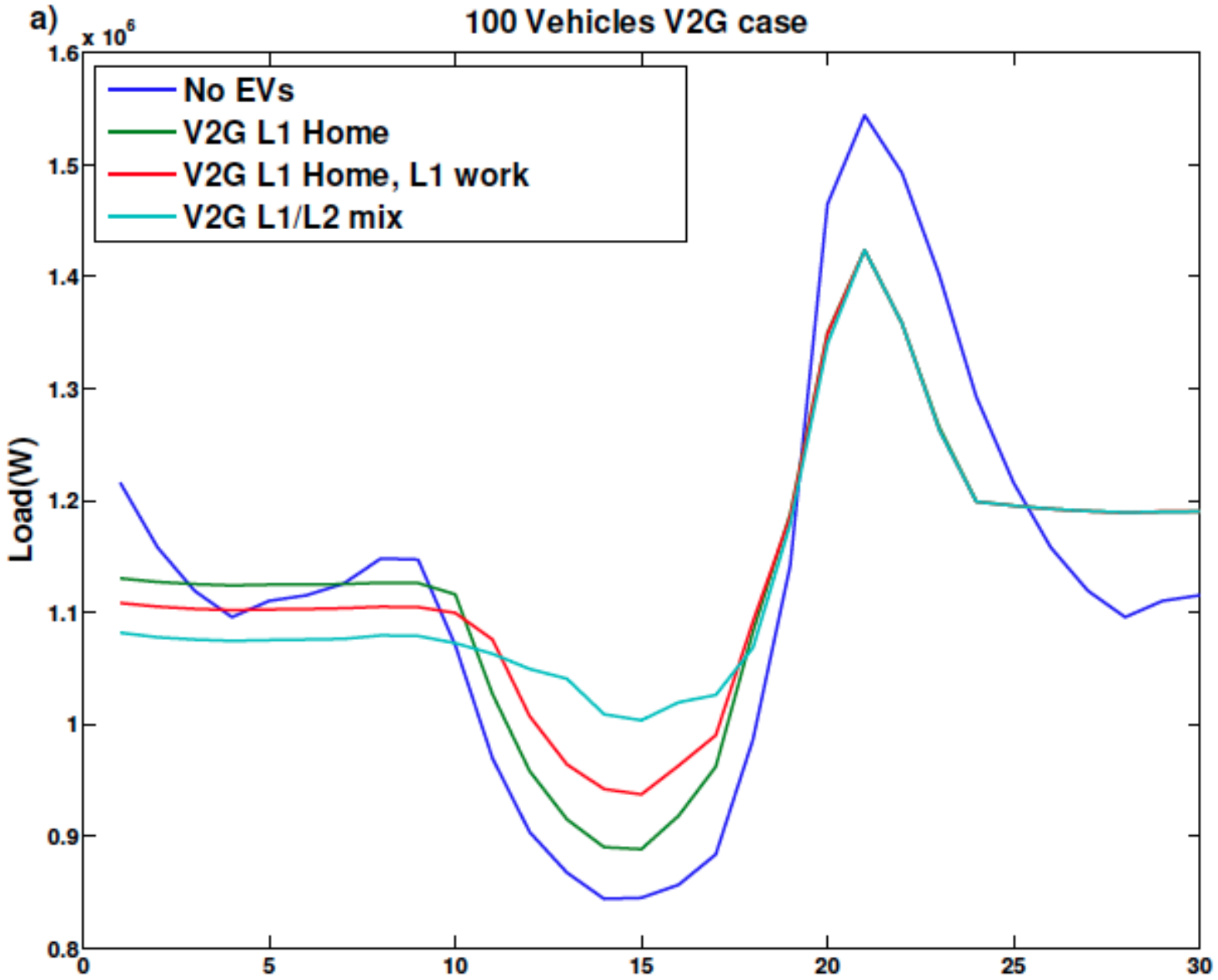
$$\max_{\mu} \frac{-\|\mu\|^2}{4} + \mu^T D \quad + \quad \sum_{n}^{N} \min_{u_n} \mu^T u_n + \sigma \|u_n\|^2$$

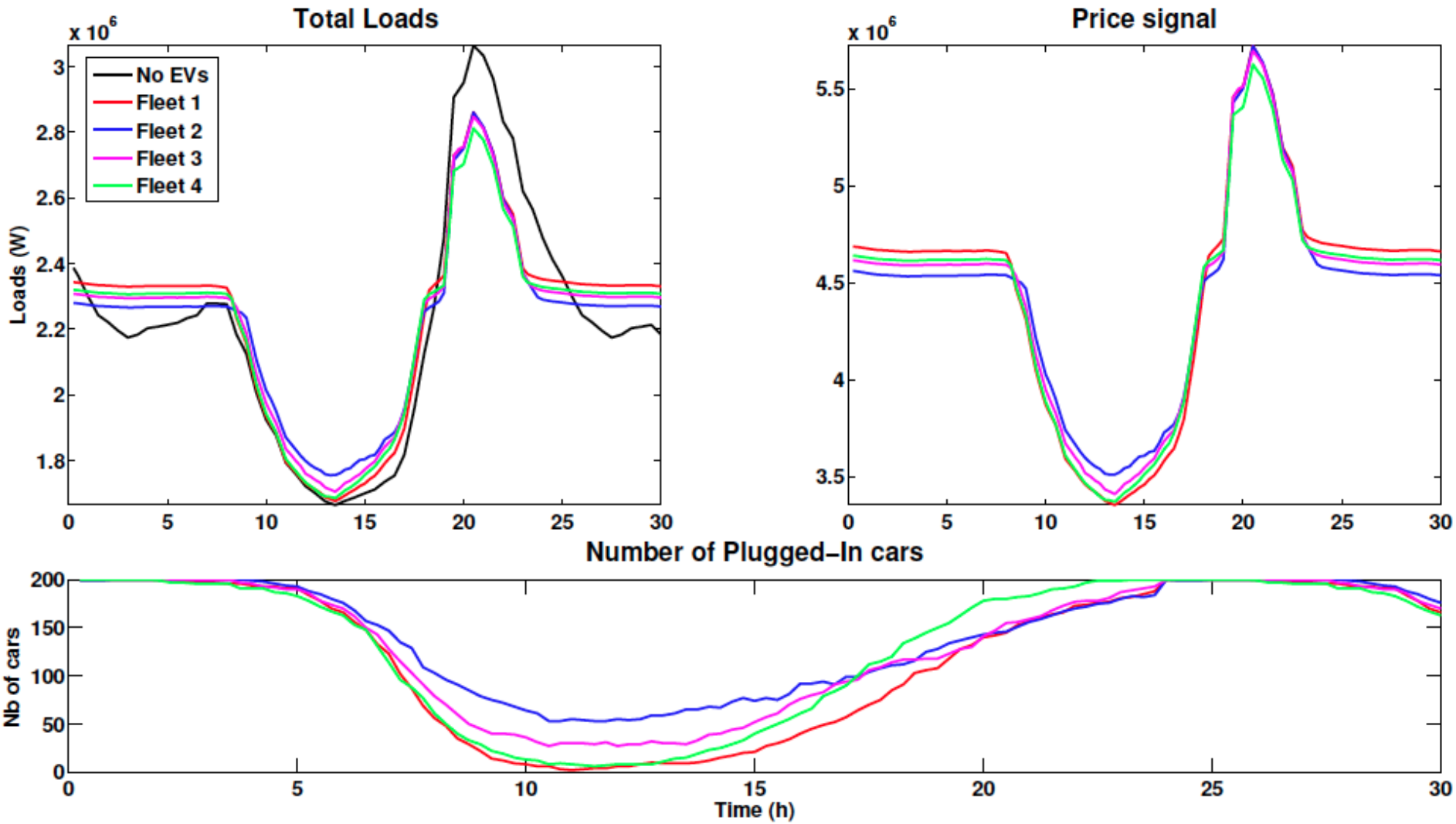
$$\text{s. to} \quad L_n \leq B u_n \leq M_n$$

$$A_n u_n = 0$$

$\mu$ is time-varying price incentive uniformly provided to each PEV owner.

| **Outer (Aggregator) QP** | **Inner (PEV) QP (N in parallel)** |
|---|---|
| $T$ optimization variables | $T$ optimization variables |
| 0 linear equality constraints | $T$ linear equality constraints |
| 0 linear inequality constraints | $4T$ linear inequality constraints |


a)
100 Vehicles V2G case
x 10^6
1.6
1.5
1.4
1.3
1.2
1.1
1
0.9
0.8
Load(W)
No EVs
V2G L1 Home
V2G L1 Home, L1 work
V2G L1/L2 mix
0
5
10
15
20
25
30





C. Le Floch, F. Belletti, S. Saxena, A. Bayen, S. J. Moura,
"Distributed Optimal Charging of Electric Vehicles for Demand Response and Load Shaping"
*2015 Conference on Decision and Control*, Osaka, Japan.




## Project-based Course

- Fleet of eScooters
- Indoor environmental sensing node
- Smart refrigerator
- Learn to design and prototype CPS
- Berkeley Energy and Climate Lectures Curriculum Innovation Award
- Taught in Jacobs Hall


CYBER-PHYSICAL
SYSTEMS


SparkFun.com
GPS Shield


PowerSwitch Tail II

# QUESTIONS?

Energy, Controls, and Applications Lab (eCAL)

Pubs available at ecal.berkeley.edu

smoura@berkeley.edu

